



Rice Production in 2022

□ **The rice production recorded 3.764 million tons in 2022, which fell by 3.0% from 3.882 million tons in 2021.**

○ Cultivated area: 732,477ha in 2021 → 727,054ha in 2022 (a drop of 0.7%)

○ Rice production per 10a (when applying the ratio of brown rice to white rice at 92.9%): 530kg in 2021 → 518kg in 2022 (a drop of 2.3%)

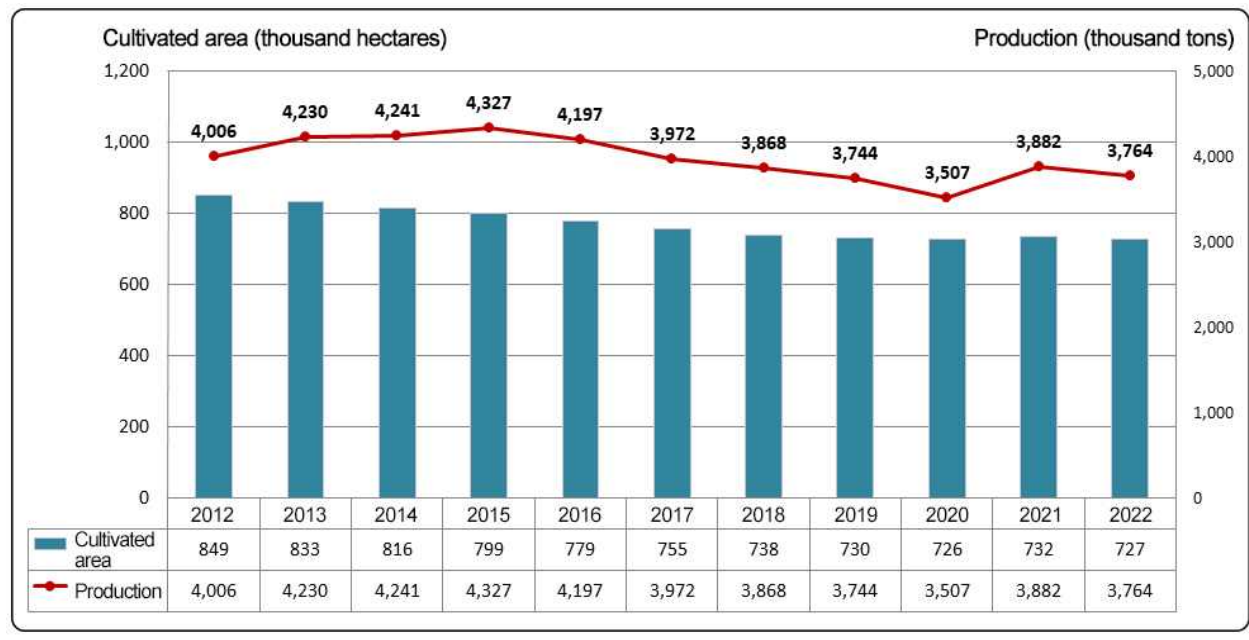
* When applying the ratio of brown rice to white rice at 90.4%: 516kg in 2021 → 504kg in 2022

- The number of whole grains showed a year-on-year decrease owing to a lack in sunshine hours and precipitation between July and August.
- The rice production per 10a recorded a year-on-year decrease owing to the bad weather conditions during the September-October period.

○ Rice production (when applying the ratio of brown rice to white rice at 92.9%): 3.882 million tons in 2021 → 3.764 million tons in 2022 (a drop of 3.0%)

* When applying the ratio of brown rice to white rice at 90.4%: 3.777 million tons in 2021 → 3.662 million tons in 2022

< Cultivated area and production of rice by year >



1. Rice Production of the Nation

□ **The rice production recorded 3.764 million tons in 2022, falling by 3.0% from 3.882 million tons in 2021.**

○ Total rice production: 3.882 million tons in 2021 → 3.764 million tons in 2022

* Rice production when applying the ratio of brown rice to white rice at 90.4%: 3.777 million tons in 2021 → 3.662 million tons in 2022

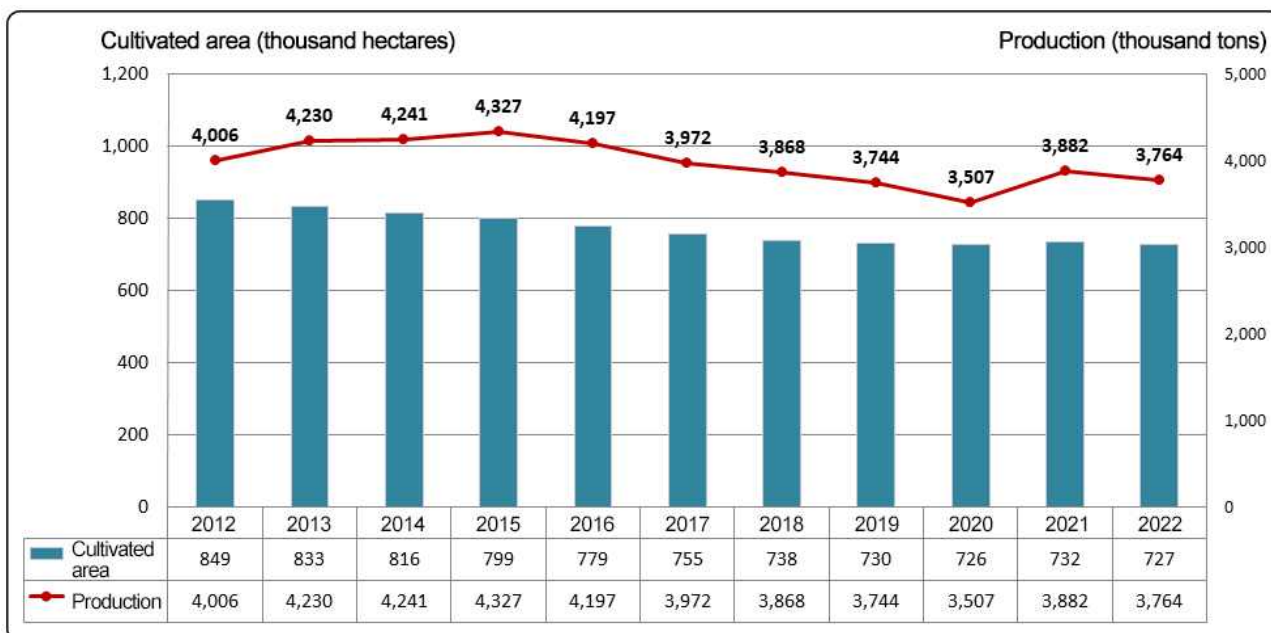
○ The total rice production dropped by 118 thousand tons (3.0%) from the previous year due to the decrease in the cultivated area (0.7%) and the rice production per 10a (2.3%).

< Cultivated area and production of rice by year >

	2016	2017	2018	2019	2020	2021	2022	Year-on-year (%)
Cultivated area (thousand hectares)	779	755	738	730	726	732	727	-0.7
Production per 10a (kg)	539	527	524	513	483	530	518	-2.3
Total production (thousand tons)	4,197	3,972	3,868	3,744	3,507	3,882	3,764	-3.0

* The figures are based on the ratio of brown rice to white rice at 92.9% and the production per 10a is based on paddy rice.

< Trend in the cultivated area and the production of rice by year >



□ **The cultivated area of rice totaled 727,054 hectares in 2022, which decreased by 0.7% from 732,477 hectares in 2021.**

○ The cultivated area of rice recorded a year-on-year decrease owing to the falling trend in rice price and the government project to encourage farmers to cultivate other crops instead of rice.

* Rice price (Korea Agricultural Marketing Information Service, high quality of rice, annual average wholesale price of 20kg)
48,630 won in 2019 → 49,872 won in 2020 → 57,173 won in 2021 → 49,010 won in October 2022

□ **The rice production per 10a marked 518kg in 2022, dropping by 2.3% from 530kg in 2021.**

○ Rice production per 10a: 530kg in 2021 → 518kg in 2022

* Rice production per 10a when applying the ratio of brown rice to white rice at 90.4%:
516kg in 2021 → 504kg in 2022

○ The number of ears per root recorded a drop owing to a lack in precipitation between the first ten days of June and the first ten days of July.

- Number of ears per m²: 22.5 ears in 2021 → 20.9 ears in 2022 (1.6 ears↓)

Weather from the first ten days of June to the first ten days of July (Korea Meteorological Administration)

· Precipitation (mm): 229.6mm in 2020 → 293.3mm in 2021 → 195.9mm in 2022 (33.2%↓)

○ The number of whole grains showed a decrease owing to a lack in sunshine hours and precipitation between July and August.

- Number of whole grains per m²: 30,725 whole grains in 2021 → 29,417 whole grains in 2022 (1,308 whole grains↓)

* Weather from the first ten days of July to the first ten days of August (Korea Meteorological Administration)

· Sunshine hours: 134.5 hours in 2020 → 295.2 hours in 2021 → 221.0 hours in 2022 (25.1%↓)

* Weather from the middle ten days of August to the last ten days of August (Korea Meteorological Administration)

· Precipitation (mm): 123.7mm in 2020 → 220.1mm in 2021 → 175.1mm in 2022 (20.4%↓)

○ The rice production per 10a recorded a year-on-year decrease owing to the bad weather conditions (including typhoons) during the September-October period.

Weather from September to October 15th (Korea Meteorological Administration)

· Average temperature (°C): 18.9°C in 2020 → 21.1°C in 2021 → 19.5°C in 2022 (7.6%↓)

· Precipitation (mm): 213.3mm in 2020 → 191.1mm in 2021 → 229.7mm in 2022 (20.4%↑)

2. Rice Production by Province

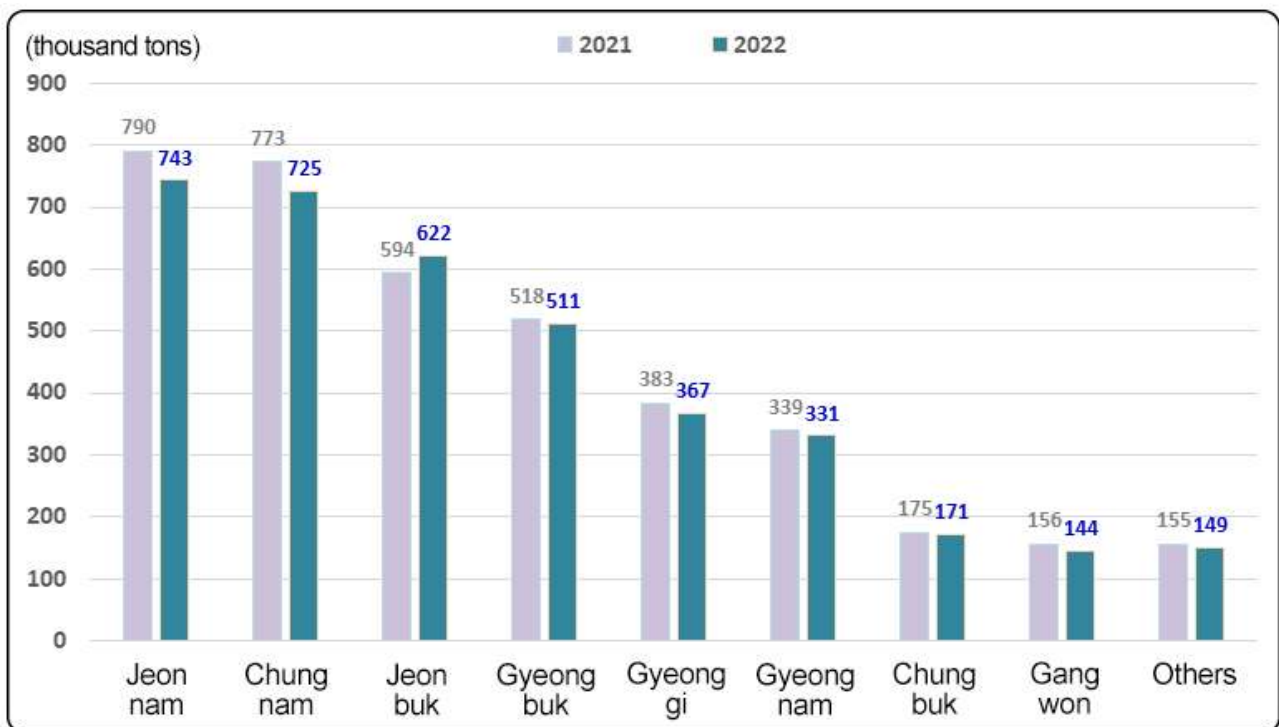
- As for rice production by province, Jeonnam recorded the highest figure at 743 thousand tons, which was followed by Chungnam (725 thousand tons) and Jeonbuk (622 thousand tons).

< Cultivated area and production of rice by province >

Metropolitan cities and provinces	Cultivated area (1,000 hectares)			Production per 10a (kg)			Total production (1,000 tons)		
	2021	2022	Percent change	2021	2022	Percent change	2021	2022	Percent change
The nation	732	727	-0.7	530	518	-2.3	3,882	3,764	-3.0
Gyeonggi	75	74	-1.4	512	498	-2.7	383	367	-4.1
Gangwon	29	29	-0.7	538	501	-6.8	156	144	-7.5
Chungbuk	33	33	-0.6	523	516	-1.3	175	171	-2.0
Chungnam	135	134	-1.0	571	541	-5.2	773	725	-6.2
Jeonbuk	115	114	-0.6	519	547	5.4	594	622	4.7
Jeonnam	155	155	-0.5	508	481	-5.4	790	743	-5.9
Gyeongbuk	96	95	-1.1	541	540	-0.2	518	511	-1.3
Gyeongnam	64	64	0.6	529	513	-3.0	339	331	-2.4
Others	30	30	-1.2	515	502	-2.6	155	149	-3.8

* The figures are based on the ratio of brown rice to white rice at 92.9% and the production per 10a is based on paddy rice.

< Rice production by province >



* Others: Metropolitan cities, Sejong Special Self-governing City, Jeju Special Self-governing Province