



Ministry of Data  
and Statistics

## Press Release

Embargo 12:00P.M., Nov. 20, 2025 Release Date 8:30A.M., Nov. 20, 2025

# Supplementary Results of the Local Area Labour Force Survey in the First Half of 2025 (Married Women's Employment Status)

Contact Division	Employment Statistics Division, Social Statistics Bureau	Contact Person	Song, Jun haeng (042-481-2264)
------------------	---	----------------	--------------------------------

대한민국  
지책브리핑

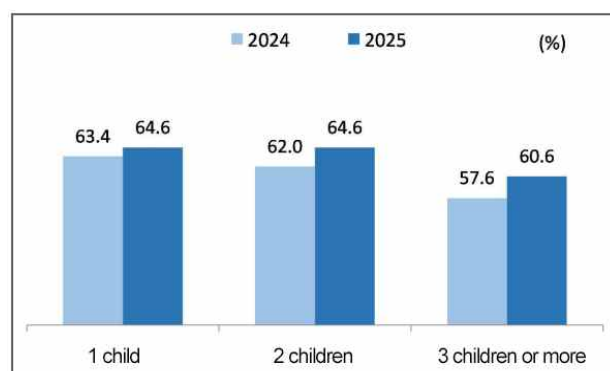


## Supplementary Results of the Local Area Labour Force Survey in the First Half of 2025 (Married Women's Employment Status)

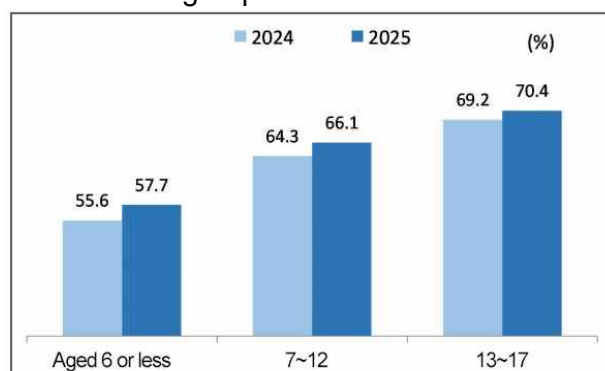
### 【 Employed women living with a child aged 17 or less 】

- The number of married women aged 15~54 was 7.403 million persons in the first half of 2025, which occupied 56.3% of the total women aged 15~54.
  - The number of married employed women aged 15~54 was 4.984 million persons in the first half of 2025. The number of married employed women aged 15~54 who lived with a child aged 17 or less was 2.669 million persons in the first half of 2025.
- The employment-to-population ratio of married employed women aged 15~54 who lived with a child aged 17 or less stood at 64.3%, rising by 1.9%p year-on-year.
  - As for the employment-to-population ratio by age group, married women aged 45~49 recorded the highest figure of 67.9%, which was followed by those aged 50~54 (66.5%), those aged 35~39 (64.7%), those aged 40~44 (64.5%) and those aged 30~34 (57.8%).
  - As for the employment-to-population ratio by the number of children, the employment-to-population ratio of married women with 1 child stood at 64.6%, up 1.2%p year-on-year. The employment-to-population ratio of married women with 2 children stood at 64.6%, up 2.6%p year-on-year. The employment-to-population ratio of married women with 3 children or more stood at 60.6%, up 3.0%p year-on-year.
  - As for the employment-to-population ratio by age group of children, the employment-to-population ratio of married women with a child aged 6 or less stood at 57.7%, up 2.1%p year-on-year. The employment-to-population ratio of married women with a child aged 7~12 stood at 66.1%, up 1.8%p year-on-year. The employment-to-population ratio of married women with a child aged 13~17 stood at 70.4%, up 1.2%p year-on-year.

< Employment-to-population ratio by the number of children >



< Employment-to-population ratio by age group of children >



**The average employment hours of employed women living with a child aged 17 or less marked 35.3 hours per week, remaining the same year-on-year.**

- As for the average employment hours by age group of children, the average employment hours of employed women with a child aged 6 or less recorded 32.1 hours, rising by 0.1 hour year-on-year. The average employment hours of employed women with a child aged 7~12 recorded 36.3 hours, falling by 0.1 hour year-on-year. The average employment hours of employed women with a child aged 13~17 recorded 37.5 hours, dropping by 0.2 hour year-on-year.

## **【 Career interrupted women 】**

**Among married women aged 15~54, career interrupted women amounted to 1.105 million persons, falling by 110 thousand persons year-on-year.**

- Among married women aged 15~54 (7.403 million persons), the unemployed and economically inactive women totaled 2.419 million persons. In particular, career interrupted women amounted to 1.105 million persons.
  - Among married women aged 15~54, career interrupted women occupied 14.9%, down 1.0%p year-on-year.

- As for career interrupted women by age group, women aged 40~44 recorded the highest figure of 305 thousand persons. This figure was followed by those aged 35~39 (234 thousand persons) and those aged 45~49 (196 thousand persons).

**The largest share of career interrupted women quit their job due to 'Child care' (44.3%).**

- The largest share of career interrupted women quit their job due to 'Child care' (44.3%). This figure was followed by 'Marriage' (24.2%), 'Pregnancy & child birth' (22.1%), 'Family care' (5.1%) and 'Child education' (4.3%).
- As for reasons for career interruption of career interrupted women aged 40~49, 'Child care' (45.1%) occupied the highest share. This figure was followed by 'Marriage' (24.0%) and 'Pregnancy & child birth' (19.2%). As for reasons for career interruption of career interrupted women aged 30~39, 'Child care' (48.5%) occupied the highest share. This figure was followed by 'Pregnancy & child birth' (27.5%) and 'Marriage' (21.0%).

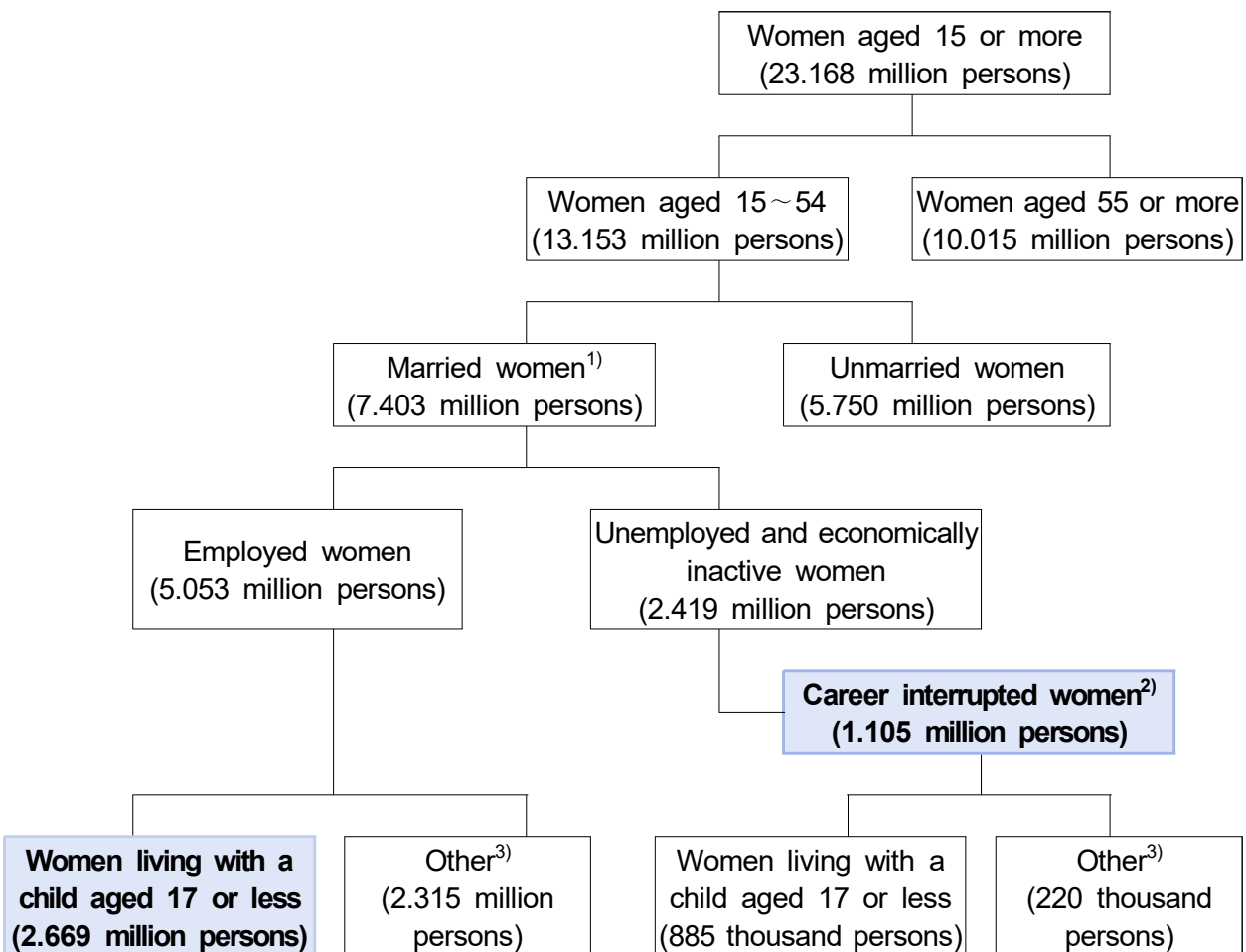
**As for the career interruption period of career interrupted women, '10 years or more' stood at 42.1%.**

- As for the career interruption period of career interrupted women, '10 years or more' occupied the largest share at 42.1%, which was followed by '5 years ~ less than 10 years' (22.3%) and 'Less than 1 year' (13.2%).

**The number of career interrupted women who lived with a child aged 17 or less was 885 thousand persons, which dropped by 85 thousand persons year-on-year.**

- Among married women aged 15~54 who lived with a child 17 or less, the share of career interrupted women stood at 21.3%. The more children, the higher share of career interrupted women. The younger children, the higher share of career interrupted women.
- As for the share of career interrupted women by the number of children, career interrupted women with 3 children or more showed the highest figure at 23.9%, which was followed by those with 2 children (22.3%) and those with 1 child (20.2%).
- As for the share of career interrupted women by age of children, career interrupted women with a child aged 6 or less showed the highest figure at 31.6%, which was followed by those with a child aged 7~12 (18.7%) and those with a child aged 13~17 (11.8%).

### < Married women's employment status >



- 1) Married women aged 15~54 who lived with a child aged 17 or less amounted to 4.150 million persons.
- 2) Career interrupted women: Women who quit their job due to personal reasons
  - Personal reasons: Marriage, pregnancy & child birth, child care, child education (elementary school), family care
- 3) Other: The sum of ① women not living with children aged 17 or less ② women with children aged 18 or more, and ③ women without a child