



Statistics Korea

Press Release

다시, 대한민국!
새로운 국민의 나라

Embargo 12:00 P.M., Dec. 27, 2023 Embargo 8:30 A.M., Dec. 27, 2023

Vital Statistics in October 2023

Contact Division	Social Statistics Bureau Vital Statistics Division	Contact Person	Lim, Young-il	(042-481-2250)
---------------------	---	-------------------	---------------	----------------

Vital Statistics in October 2023

- ☐ The number of live births was 18,904 persons in October, falling by 8.4% year-on-year.
- ☐ The number of deaths was 30,793 persons in October, going up by 3.4% year-on-year.
- ☐ The number of marriages was 15,986 cases in October, rising by 1.0% year-on-year.
- ☐ The number of divorces was 7,916 cases in October, rising by 6.0% year-on-year.
- ☐ The natural increase (Live births - Deaths) marked a negative figure of -11,889 persons.

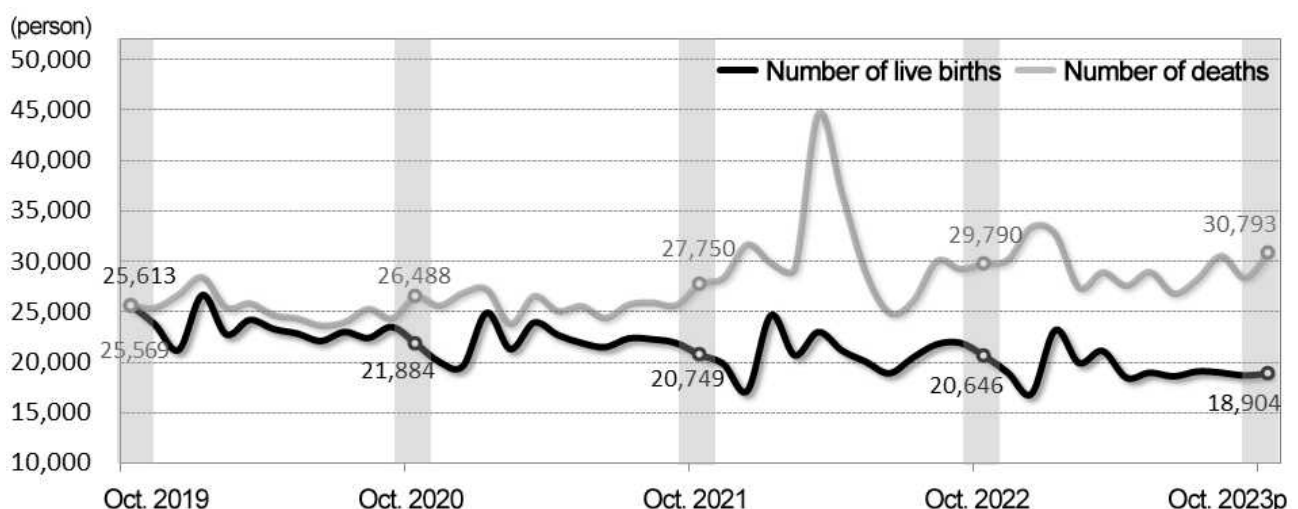
<Vital Statistics>

(Unit: person (case), person (case) per 1,000 population, %)

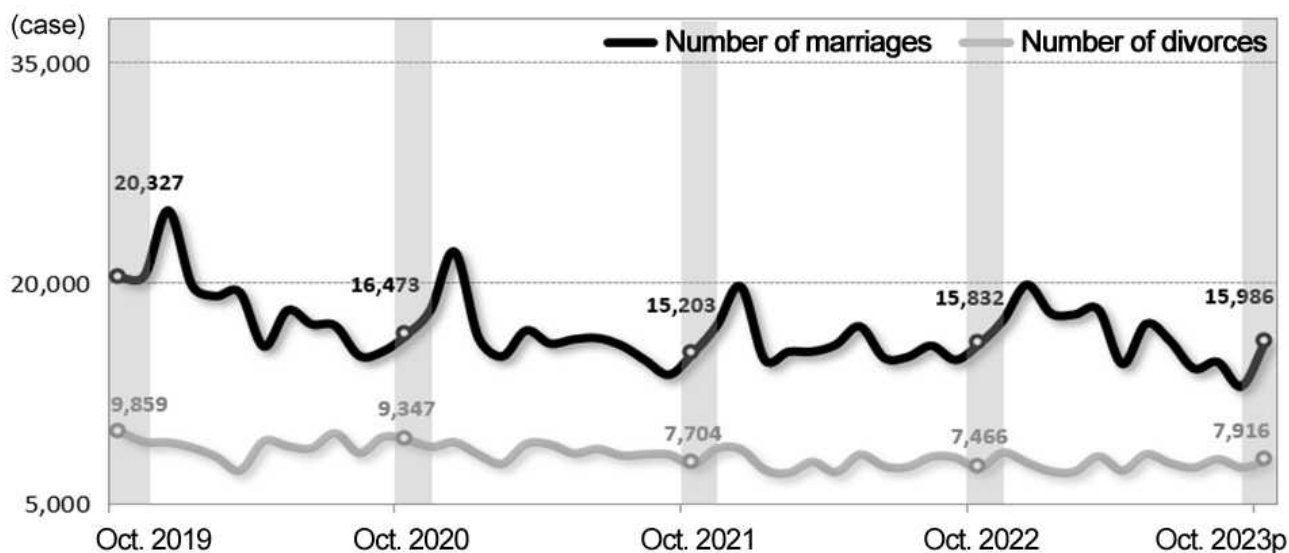
	Number of live births		Number of deaths		Natural increase		Number of marriages		Number of divorces	
		Crude birth rate		Crude death rate		Natural increase rate		Crude marriage rate		Crude divorce rate
Oct. 2022	20,646	4.7	29,790	6.8	-9,144	-2.1	15,832	3.6	7,466	1.7
Oct. 2023^p	18,904	4.4	30,793	7.1	-11,889	-2.7	15,986	3.7	7,916	1.8
Change	-1,742	-0.4	1,003	0.2	-2,745	-0.6	154	0.0	450	0.1
Percent change	-8.4	-	3.4	-	-	-	1.0	-	6.0	-

<Trends in Vital Statistics>

◦ Live birth and death



◦ Marriage and divorce



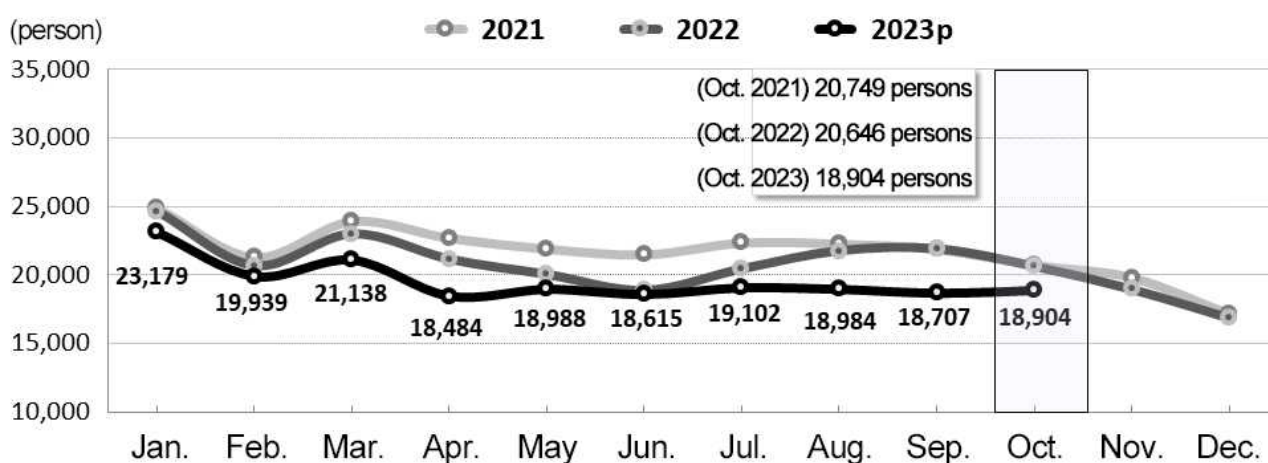
1. Live birth

- The number of live births was 18,904 persons in October, which declined by 1,742 persons (-8.4%) year-on-year.

[Table] Number of live births and percent changes

	2021	2022	2022		2023 ^p			
			Oct.	Jan. ~ Oct.	Aug.	Sep.	Oct.	Jan. ~ Oct.
Number of live births (person)	260,562	249,186	20,646	213,309	18,984	18,707	18,904	196,041
Year-on-year percent change (%)	-4.3	-4.4	-0.5	-4.6	-12.8	-14.6	-8.4	-8.1

[Figure] Live birth by month



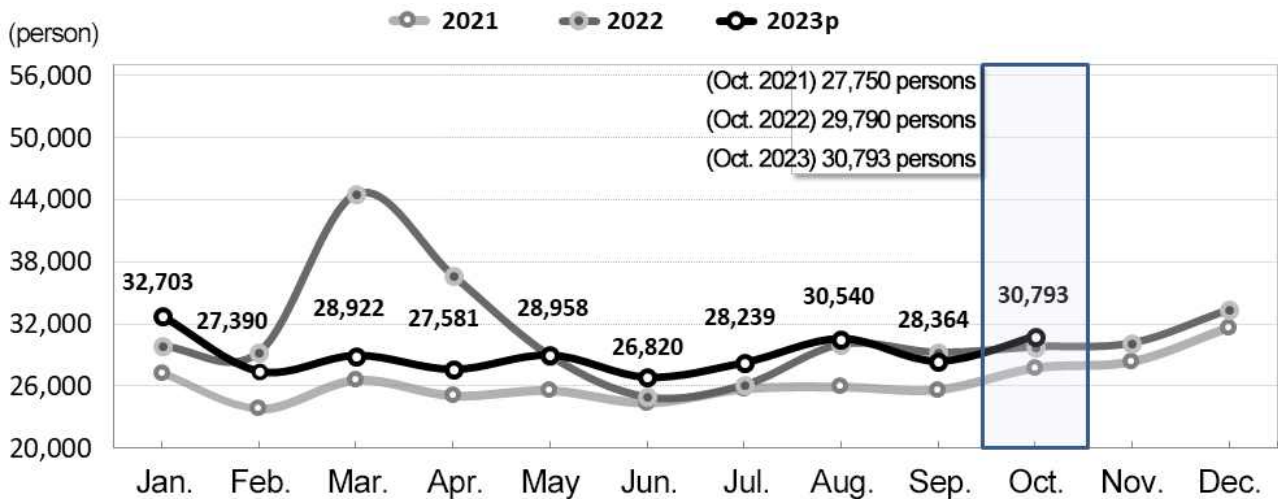
2. Death

- The number of deaths was 30,793 persons in October, which rose by 1,003 persons (3.4%) year-on-year.

[Table] Number of deaths and percent change

	2021	2022	2022		2023 ^p			
			Oct.	Jan. ~ Oct.	Aug.	Sep.	Oct.	Jan. ~ Oct.
Number of deaths (person)	317,680	372,939	29,790	309,380	30,540	28,364	30,793	290,311
Year-on-year percent change (%)	4.2	17.4	7.4	20.1	1.7	-3.0	3.4	-6.2

[Figure] Death by month



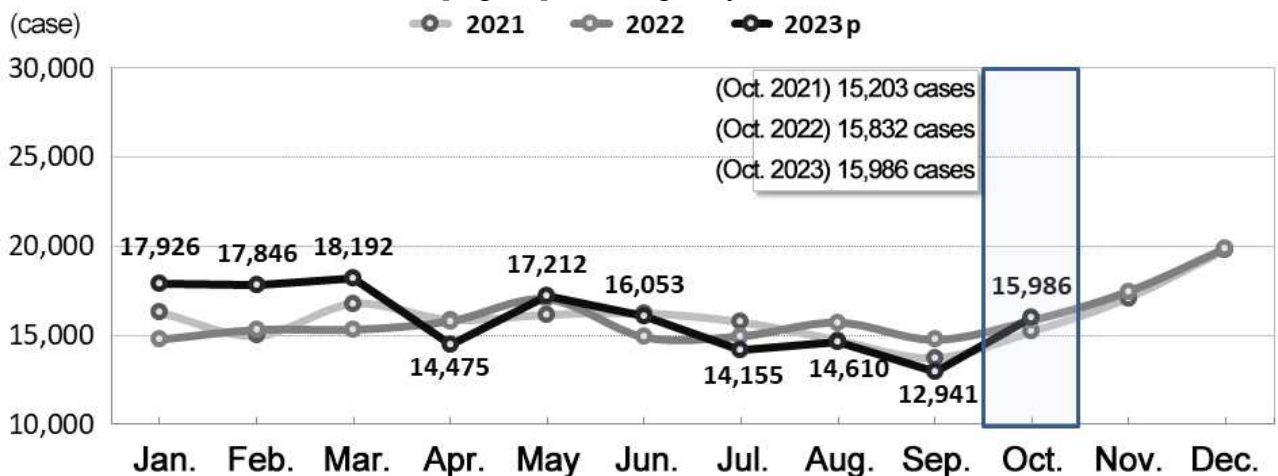
3. Marriage

- The number of marriages was 15,986 cases in October, which went up by 154 cases (1.0%) year-on-year.

[Table] Number of marriages and percent changes

	2021	2022	2022		2023 ^p			
			Oct.	Jan. ~ Oct.	Aug.	Sep.	Oct.	Jan. ~ Oct.
Number of marriages (case)	192,507	191,690	15,832	154,352	14,610	12,941	15,986	159,396
Year-on-year percent change (%)	-9.8	-0.4	4.1	-0.8	-7.0	-12.3	1.0	3.3

[Figure] Marriage by month



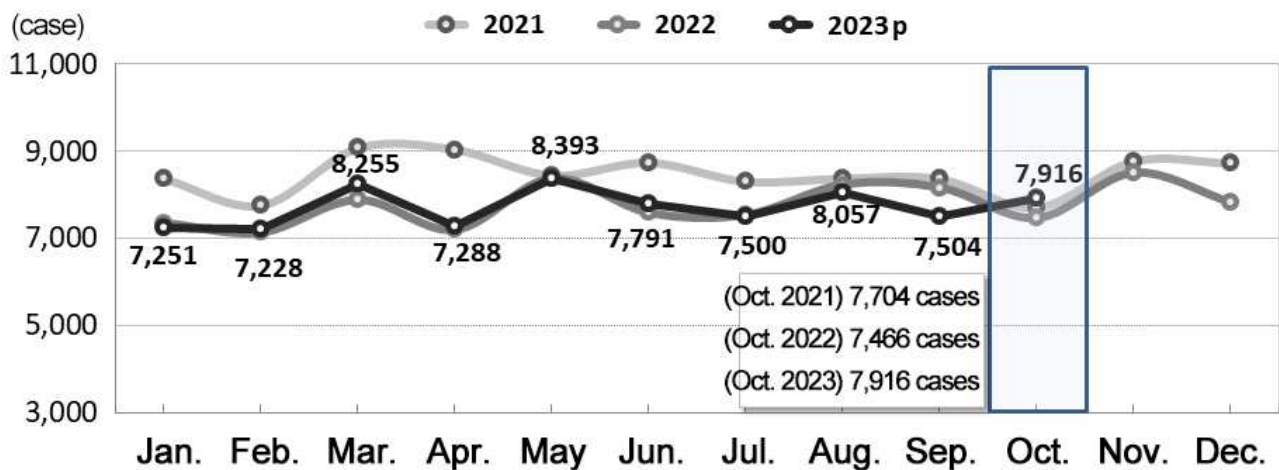
4. Divorce

- The number of divorces was 7,916 cases in October, which grew by 450 cases (6.0%) year-on-year.

[Table] Number of divorces and percent changes

	2021	2022	2022		2023 ^p			
			Oct.	Jan. ~ Oct.	Aug.	Sep.	Oct.	Jan. ~ Oct.
Number of divorces (case)	101,673	93,232	7,466	76,913	8,057	7,504	7,916	77,183
Year-on-year percent change (%)	-4.5	-8.3	-3.1	-8.6	-2.1	-8.1	6.0	0.4

[Figure] Divorce by month



5. Natural increase

- The natural increase (Live births - Deaths) recorded a negative figure of -11,889 persons in October.

[Table] Natural increase

	2021	2022	2022		2023 ^p			
			Oct.	Jan. ~ Oct.	Aug.	Sep.	Oct.	Jan. ~ Oct.
Natural increase (person)	-57,118	-123,753	-9,144	-96,071	-11,556	-9,657	-11,889	-94,270

[Figure] Natural increase by month

