



Statistics Korea

Press Release

다시, 대한민국!
새로운 국민의 나라

Embargo 12:00P.M., Apr. 23, 2025 Release Date 8:30A.M., Apr. 23, 2025

Vital Statistics in February 2025

Contact Division	Vital Statistics Division, Social Statistics Bureau	Contact Person	Park, Hyun jung (042-481-2250)
------------------	--	----------------	--------------------------------

Vital Statistics in February 2025

- The number of live births was 20,035 persons in February, rising by 3.2% year-on-year.
- The number of deaths was 30,283 persons in February, going up by 1.3% year-on-year.
- The number of marriages was 19,370 cases in February, rising by 14.3% year-on-year.
- The number of divorces was 7,347 cases in February, dropping by 0.1% year-on-year.
- The natural increase (Live births - Deaths) marked a negative figure of -10,248 persons.

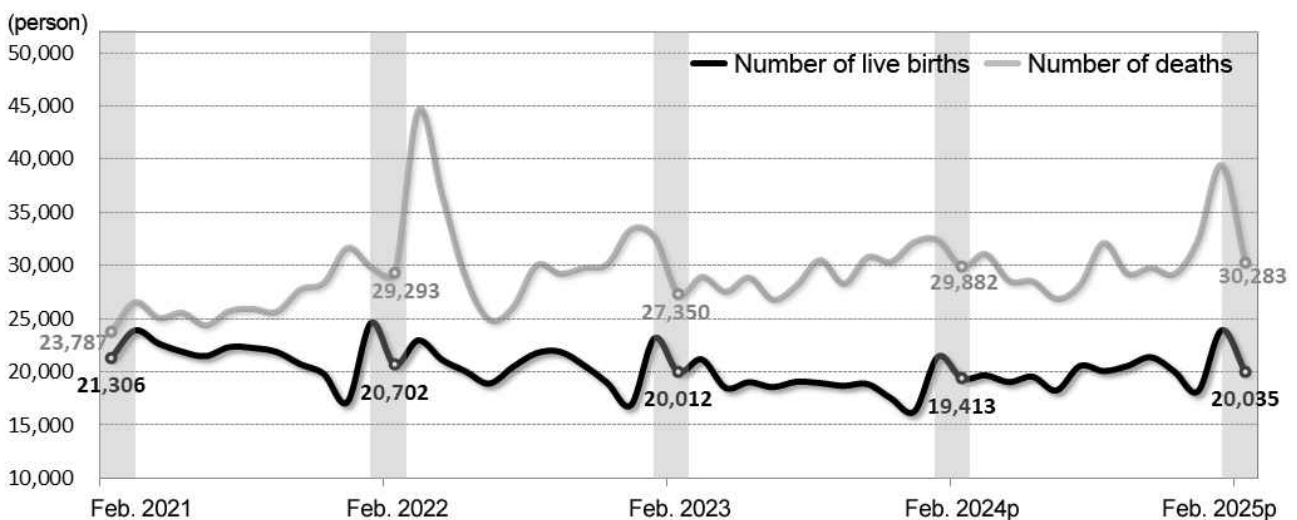
<Vital Statistics>

(Unit: person (case), person (case) per 1,000 population, %)

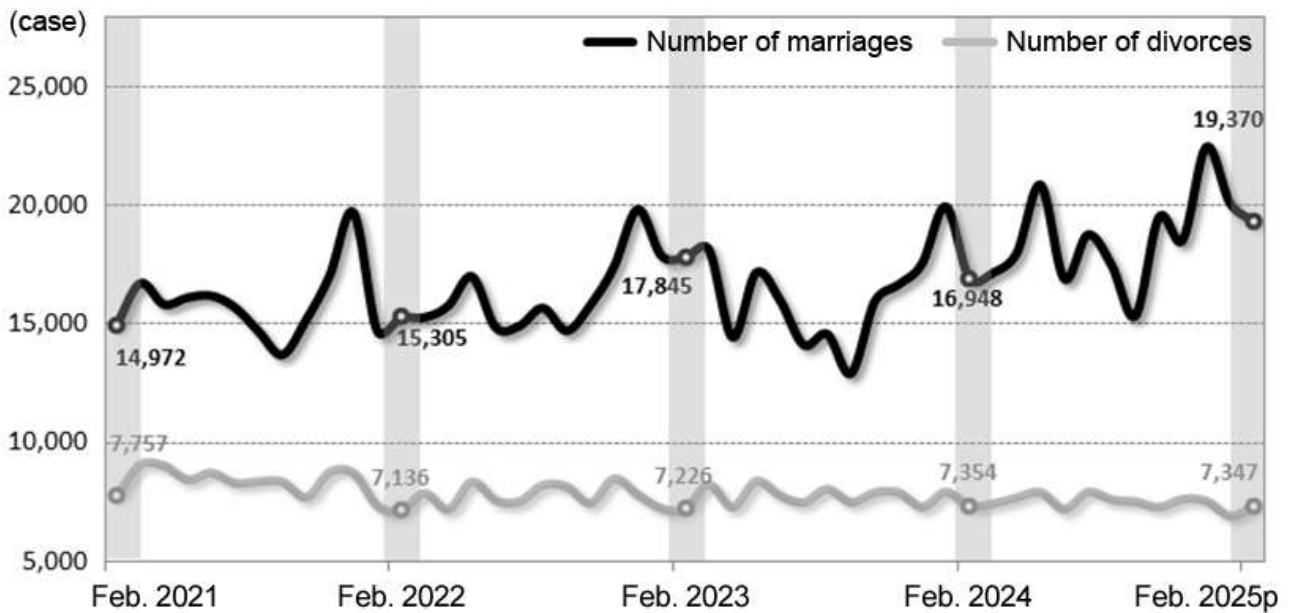
	Number of live births		Number of deaths		Natural increase		Number of marriages		Number of divorces	
	Number	Crude birth rate	Number	Crude death rate	Number	Natural increase rate	Number	Crude marriage rate	Number	Crude divorce rate
Feb. 2024 ^P	19,413	4.8	29,882	7.4	-10,468	-2.6	16,948	4.2	7,354	1.8
Feb. 2025^P	20,035	5.1	30,283	7.7	-10,248	-2.6	19,370	5.0	7,347	1.9
Change	622	0.3	401	0.3	221	-0.0	2,422	0.8	-7	0.1
Percent change	3.2	-	1.3	-	-	-	14.3	-	-0.1	-

<Trends in Vital Statistics>

- Live birth and death



○ Marriage and divorce



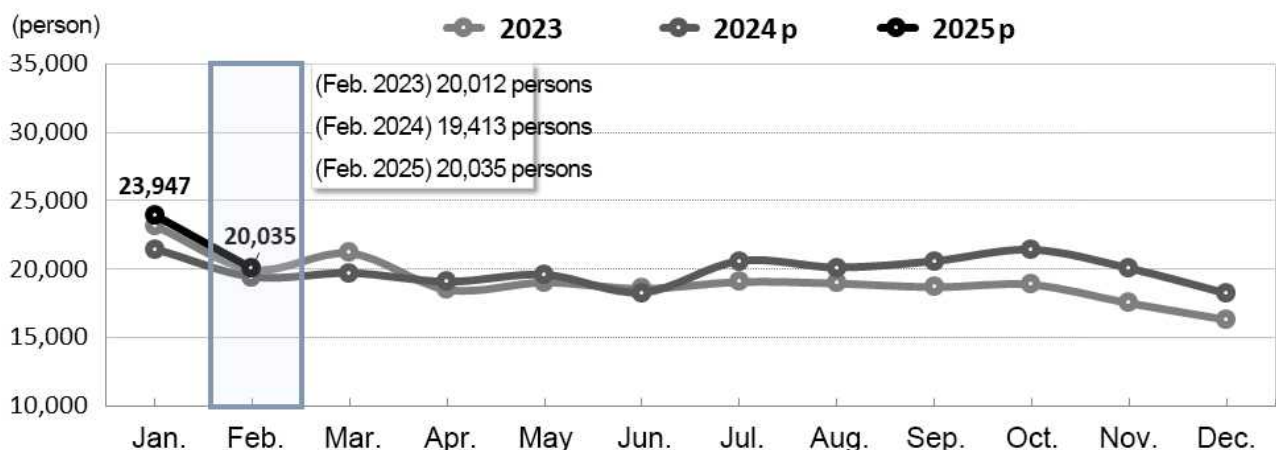
1. Live birth

□ The number of live births was 20,035 persons in February, which grew by 622 persons (3.2%) year-on-year.

[Table] Number of live births and percent changes

	2023	2024 ^P	2024 ^P			2025 ^P		
			Feb.	Jan. ~ Feb.	Dec.	Jan.	Feb.	Jan. ~ Feb.
Number of live births (person)	230,028	238,343	19,413	40,874	18,192	23,947	20,035	43,982
Year-on-year percent change (%)	-7.7	3.6	-3.0	-5.4	11.6	11.6	3.2	7.6

[Figure] Live birth by month



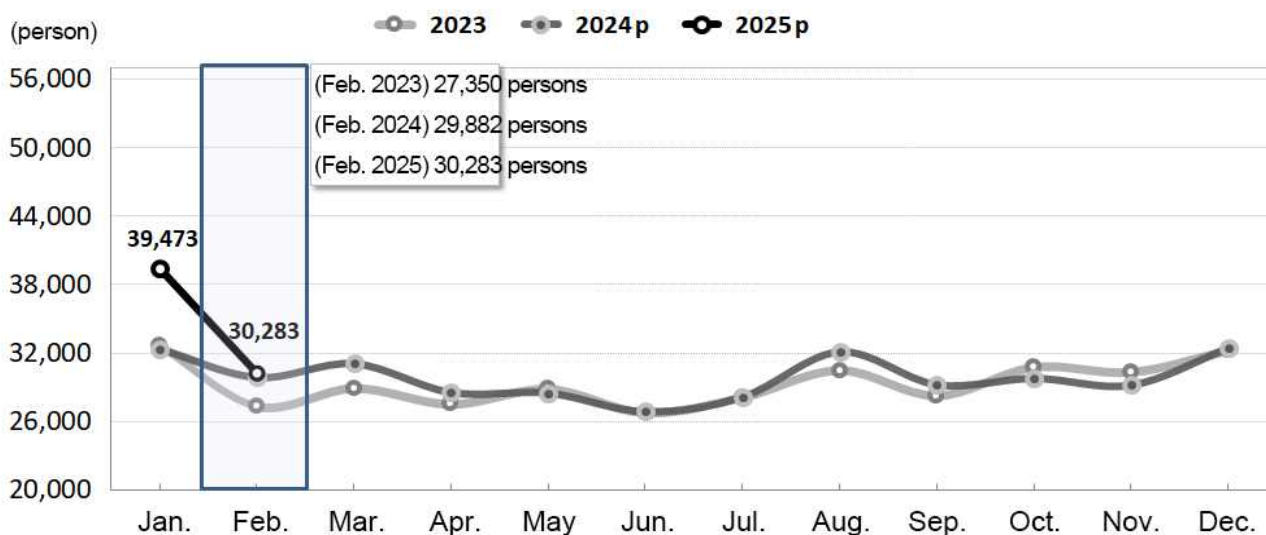
2. Death

□ The number of deaths was 30,283 persons in February, which grew by 401 persons (1.3%) year-on-year.

[Table] Number of deaths and percent change

	2023	2024 ^P	2024 ^P			2025 ^P		
			Feb.	Jan. ~ Feb.	Dec.	Jan.	Feb.	Jan. ~ Feb.
Number of deaths (person)	352,511	358,356	29,882	62,274	32,468	39,473	30,283	69,756
Year-on-year percent change (%)	-5.5	1.7	9.3	3.8	0.7	21.9	1.3	12.0

[Figure] Death by month



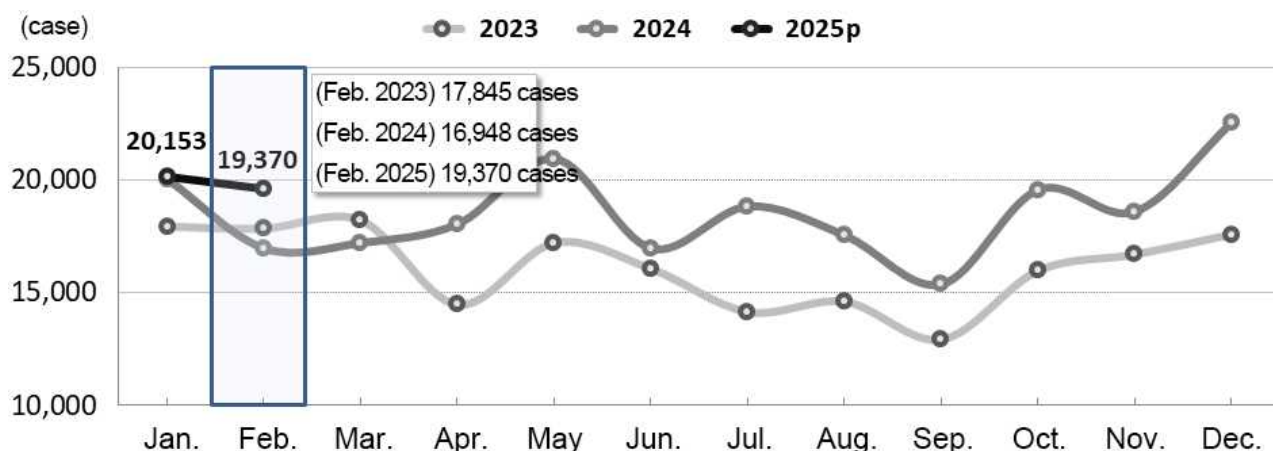
3. Marriage

- The number of marriages was 19,370 cases in February, which went up by 2,422 cases (14.3%) year-on-year.

[Table] Number of marriages and percent changes

	2023	2024	2024			2025 ^P		
			Feb.	Jan. ~ Feb.	Dec.	Jan.	Feb.	Jan. ~ Feb.
Number of marriages (person)	193,657	222,412	16,948	36,952	22,519	20,153	19,370	39,523
Year-on-year percent change (%)	1.0	14.8	-5.0	3.3	28.1	0.7	14.3	7.0

[Figure] Marriage by month



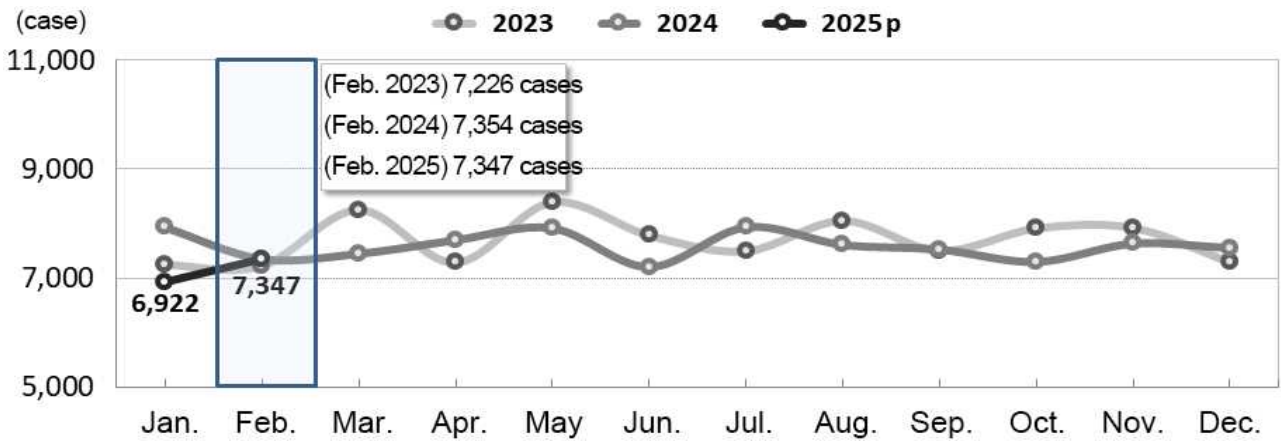
4. Divorce

- The number of divorces was 7,347 cases in February, which fell by 7 cases (-0.1%) year-on-year.

[Table] Number of divorces and percent changes

	2023	2024	2024			2025 ^P		
			Feb.	Jan. ~ Feb.	Dec.	Jan.	Feb.	Jan. ~ Feb.
Number of divorces (person)	92,394	91,151	7,354	15,293	7,556	6,922	7,347	14,269
Year-on-year percent change (%)	-0.9	-1.3	1.8	5.7	3.5	-12.8	-0.1	-6.7

[Figure] Divorce by month



5. Natural increase

- The natural increase (Live births - Deaths) recorded a negative figure of -10,248 persons in February.

[Table] Natural increase

	2023	2024 ^P	2024 ^P			2025 ^P		
			Feb.	Jan. ~ Feb.	Dec.	Jan.	Feb.	Jan. ~ Feb.
Natural increase (person)	-122,483	-120,014	-10,468	-21,400	-14,276	-15,526	-10,248	-25,774

[Figure] Natural increase by month

