



Statistics Korea

Press Release

다시, 대한민국!
새로운 국민의 나라

Embargo 12:00P.M., May 28, 2025 Release Date 8:30A.M., May 28, 2025

Vital Statistics in March 2025

Contact Division	Vital Statistics Division, Social Statistics Bureau	Contact Person	Park, Hyun jung (042-481-2250)
------------------	--	----------------	--------------------------------

Vital Statistics in March 2025

- The number of live births was 21,041 persons in March, rising by 6.8% year-on-year.
- The number of deaths was 31,141 persons in March, going up by 0.2% year-on-year.
- The number of marriages was 19,181 cases in March, rising by 11.5% year-on-year.
- The number of divorces was 7,210 cases in March, dropping by 3.2% year-on-year.
- The natural increase (Live births - Deaths) marked a negative figure of -10,100 persons.

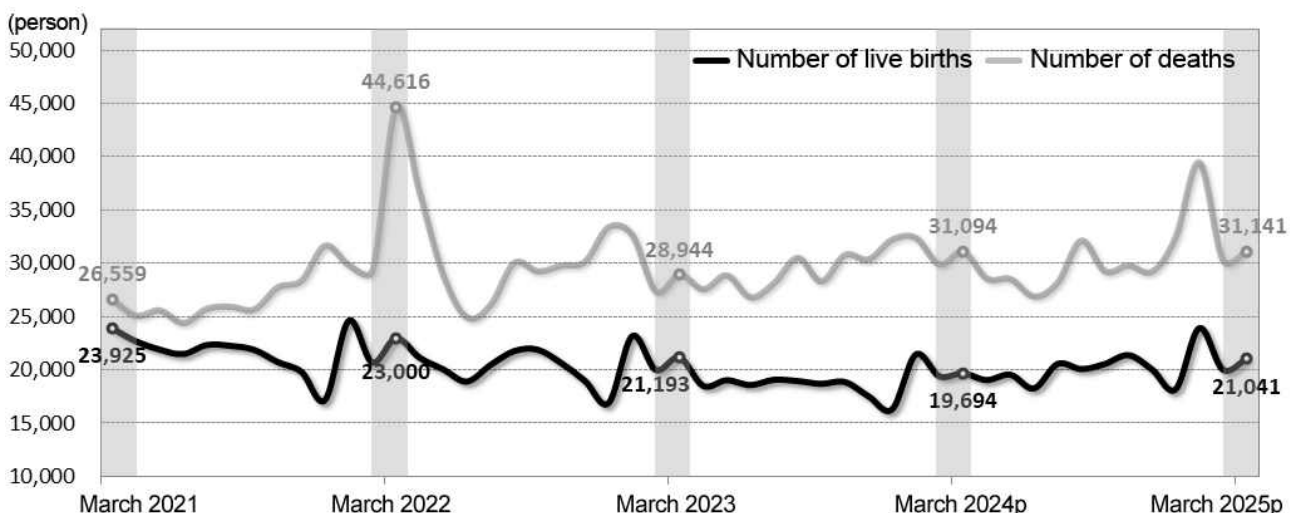
<Vital Statistics>

(Unit: person (case), person (case) per 1,000 population, %)

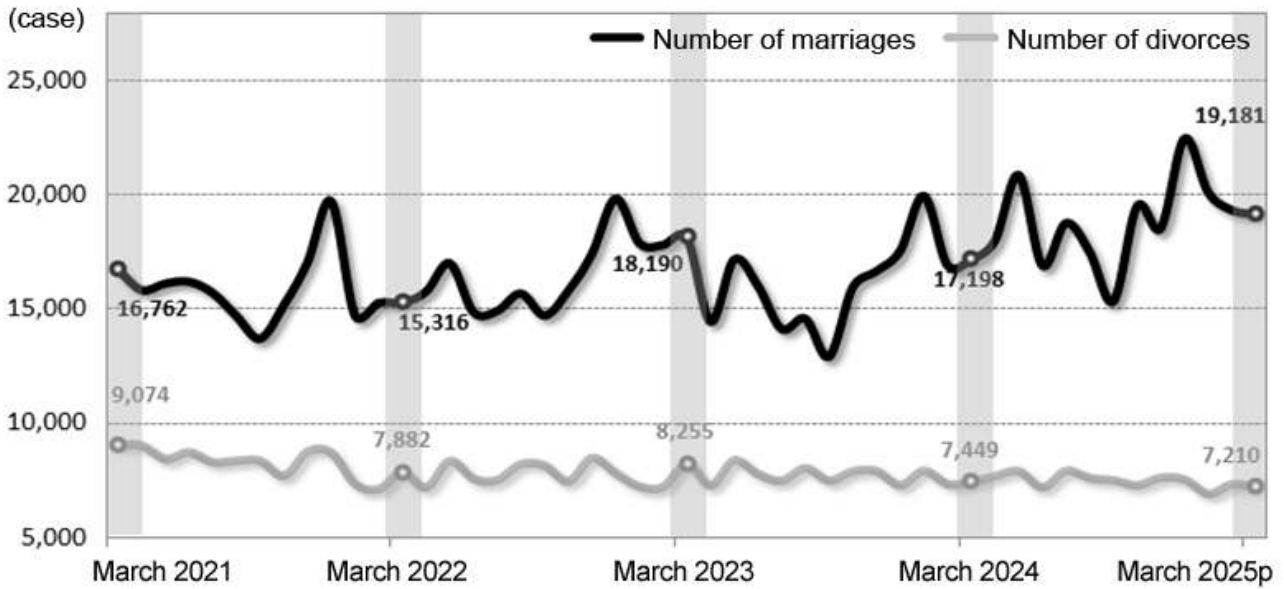
	Number of live births		Number of deaths		Natural increase		Number of marriages		Number of divorces	
		Crude birth rate		Crude death rate		Natural increase rate		Crude marriage rate		Crude divorce rate
March 2024 ^P	19,694	4.6	31,094	7.2	-11,400	-2.6	17,198	4.0	7,449	1.7
March 2025^P	21,041	4.9	31,141	7.2	-10,100	-2.3	19,181	4.4	7,210	1.7
Change	1,347	0.3	47	-0.0	1,300	0.3	1,983	0.5	-239	-0.1
Percent change	6.8	-	0.2	-	-	-	11.5	-	-3.2	-

<Trends in Vital Statistics>

- Live birth and death



○ Marriage and divorce



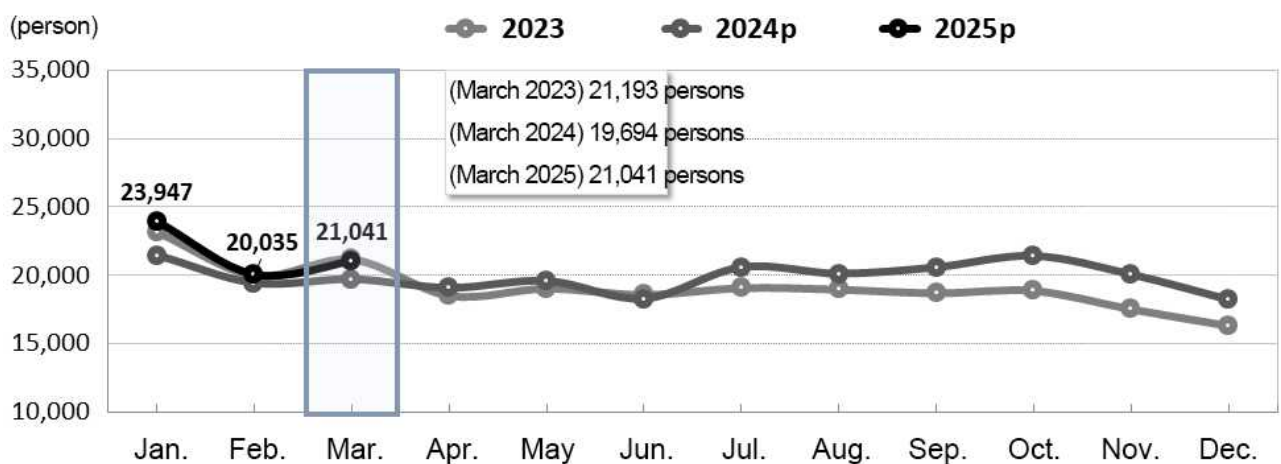
1. Live birth

□ The number of live births was 21,041 persons in March, which grew by 1,347 persons (6.8%) year-on-year.

[Table] Number of live births and percent changes

	2023	2024 ^P	2024 ^P		2025 ^P			
			March	Jan. ~ March	Jan.	Feb.	March	Jan. ~ March
Number of live births (person)	230,028	238,343	19,694	60,568	23,947	20,035	21,041	65,022
Year-on-year percent change (%)	-7.7	3.6	-7.1	-6.0	11.6	3.2	6.8	7.4

[Figure] Live birth by month



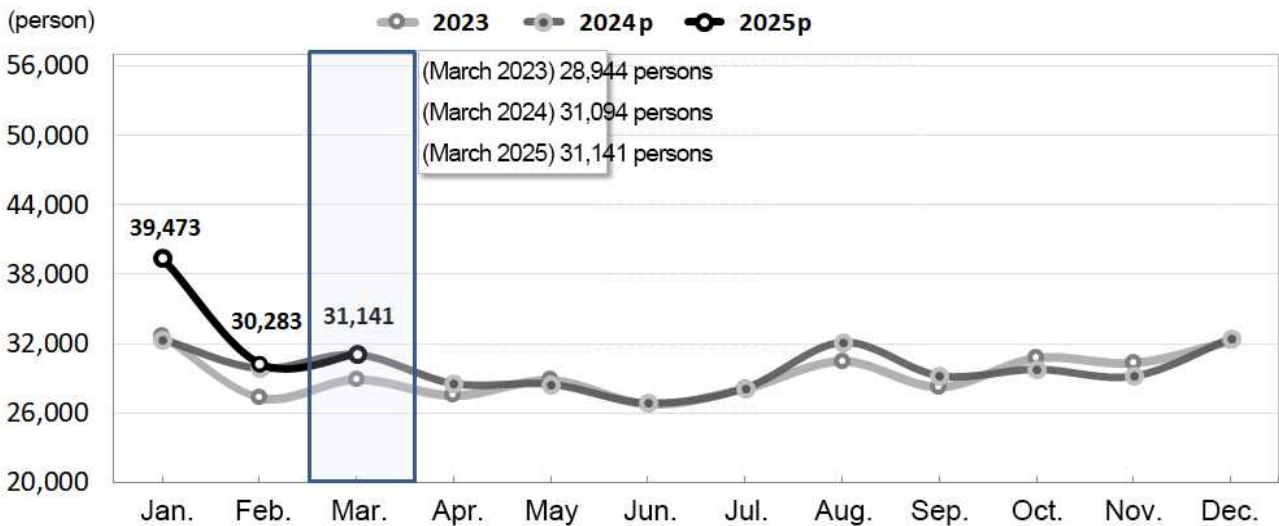
2. Death

□ The number of deaths was 31,141 persons in March, which grew by 47 persons (0.2%) year-on-year.

[Table] Number of deaths and percent changes

	2023	2024 ^p	2024 ^p		2025 ^p			
			March	Jan. ~ March	Jan.	Feb.	March	Jan. ~ March
Number of deaths (person)	352,511	358,356	31,094	93,367	39,473	30,283	31,141	100,896
Year-on-year percent change (%)	-5.5	1.7	7.4	5.0	21.9	1.3	0.2	8.1

[Figure] Death by month



3. Marriage

- The number of marriages was 19,181 cases in March, which went up by 1,983 cases (11.5%) year-on-year.

[Table] Number of marriages and percent changes

	2023	2024	2024		2025 ^p			
			March	Jan. ~ March	Jan.	Feb.	March	Jan. ~ March
Number of marriages (person)	193,657	222,412	17,198	54,150	20,153	19,370	19,181	58,704
Year-on-year percent change (%)	1.0	14.8	-5.5	0.4	0.7	14.3	11.5	8.4

[Figure] Marriage by month

