



Ministry of Data  
and Statistics

## Press Release

Embargo 12:00P.M., Dec. 24, 2025 Release Date 8:30A.M., Dec. 24, 2025

# Vital Statistics in October 2025

|                  |  |                |                                |
|------------------|--|----------------|--------------------------------|
| Contact Division | Vital Statistics Division,<br>Social Statistics Bureau | Contact Person | Park, Hyun jung (042-481-2250) |
|------------------|--|----------------|--------------------------------|



## Vital Statistics in October 2025

- The number of live births was 21,958 persons in October, rising by 2.5% year-on-year.
- The number of deaths was 29,739 persons in October, going down by 0.3% year-on-year.
- The number of marriages was 19,586 cases in October, rising by 0.2% year-on-year.
- The number of divorces was 7,478 cases in October, growing by 2.4% year-on-year.
- The natural increase (Live births - Deaths) marked a negative figure of -7,781 persons.

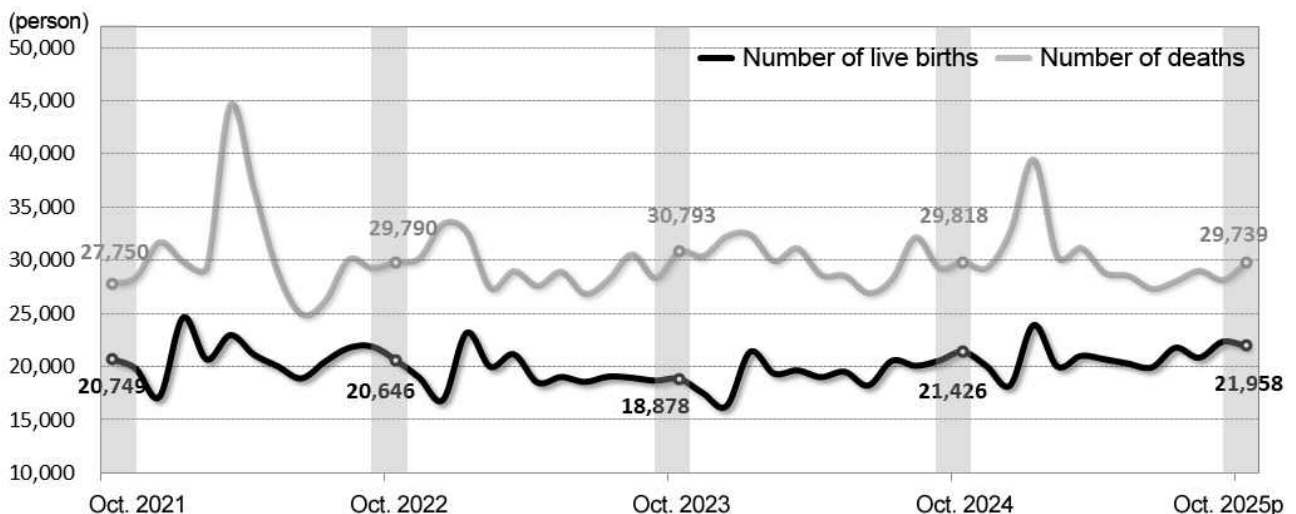
### < Vital Statistics >

(Unit: person (case), person (case) per 1,000 population, %)

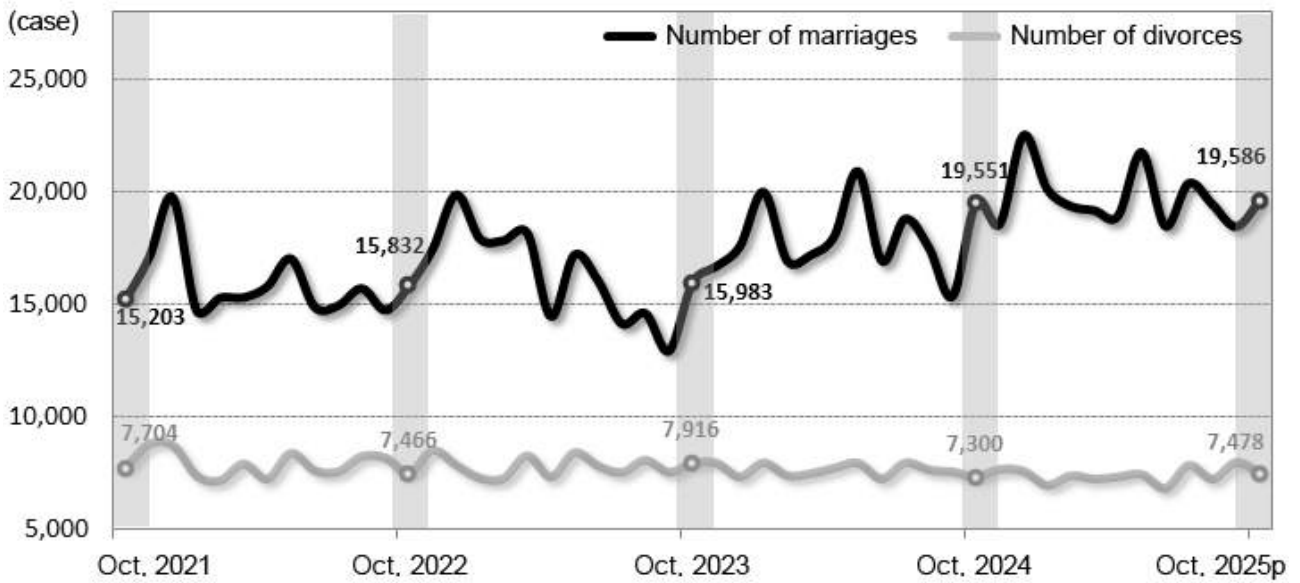
|                              | Number of live births |                  | Number of deaths |                  | Natural increase |                       | Number of marriages |                     | Number of divorces |                    |
|------------------------------|-----------------------|------------------|------------------|------------------|------------------|-----------------------|---------------------|---------------------|--------------------|--------------------|
|                              | Number                | Crude birth rate | Number           | Crude death rate | Number           | Natural increase rate | Number              | Crude marriage rate | Number             | Crude divorce rate |
| Oct. 2024                    | 21,426                | 5.0              | 29,818           | 6.9              | -8,392           | -1.9                  | 19,551              | 4.5                 | 7,300              | 1.7                |
| <b>Oct. 2025<sup>P</sup></b> | <b>21,958</b>         | <b>5.1</b>       | <b>29,739</b>    | <b>6.9</b>       | <b>-7,781</b>    | <b>-1.8</b>           | <b>19,586</b>       | <b>4.5</b>          | <b>7,478</b>       | <b>1.7</b>         |
| Change                       | 532                   | 0.1              | -79              | -0.0             | 611              | 0.1                   | 35                  | 0.0                 | 178                | 0.0                |
| Percent change               | 2.5                   | -                | -0.3             | -                | -                | -                     | 0.2                 | -                   | 2.4                | -                  |

### < Trends in Vital Statistics >

#### ○ Live birth and death



○ Marriage and divorce



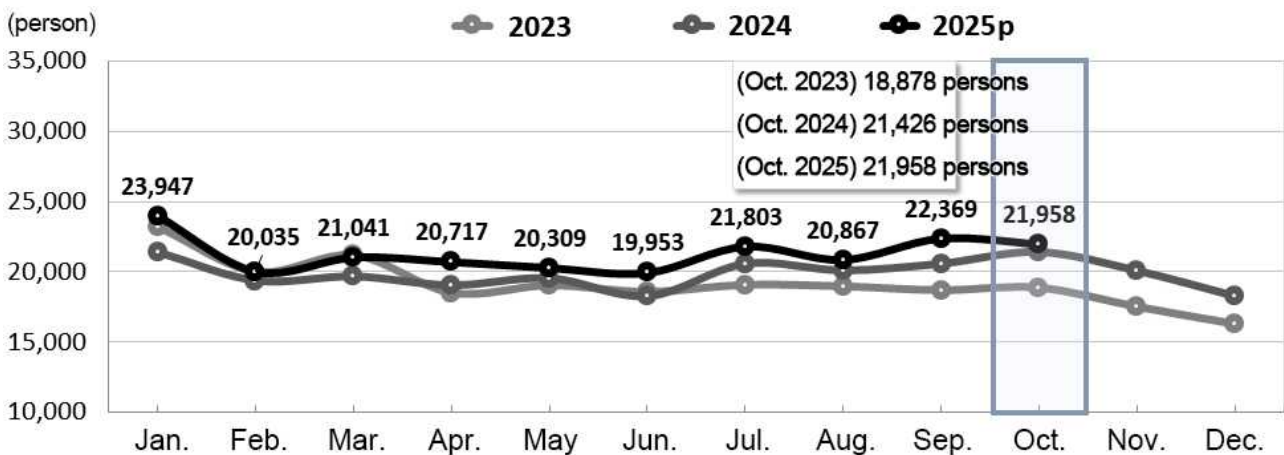
### 1. Live birth

□ The number of live births was 21,958 persons in October, which grew by 532 persons (2.5%) year-on-year.

[Table] Number of live births and percent changes

|                                 | 2023    | 2024    | 2024   |             | 2025 <sup>p</sup> |        |               |             |
|---------------------------------|---------|---------|--------|-------------|-------------------|--------|---------------|-------------|
|                                 |         |         | Oct.   | Jan. ~ Oct. | Aug.              | Sep.   | Oct.          | Jan. ~ Oct. |
| Number of live births (person)  | 230,028 | 238,317 | 21,426 | 199,978     | 20,867            | 22,369 | <b>21,958</b> | 212,998     |
| Year-on-year percent change (%) | -7.7    | 3.6     | 13.5   | 1.9         | 3.8               | 8.6    | <b>2.5</b>    | 6.5         |

[Figure] Live birth by month



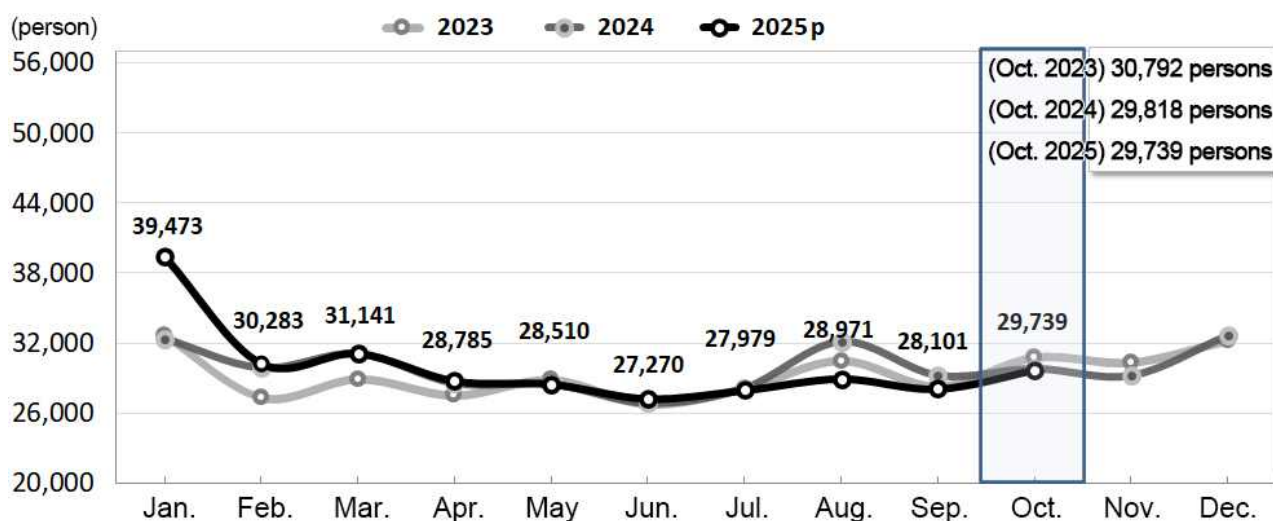
### 2. Death

□ The number of deaths was 29,739 persons in October, which fell by 79 persons (-0.3%) year-on-year.

[Table] Number of deaths and percent change

|                                 | 2023    | 2024    | 2024   |             | 2025 <sup>p</sup> |        |               |             |
|---------------------------------|---------|---------|--------|-------------|-------------------|--------|---------------|-------------|
|                                 |         |         | Oct.   | Jan. ~ Oct. | Aug.              | Sep.   | Oct.          | Jan. ~ Oct. |
| Number of deaths (person)       | 352,511 | 358,569 | 29,818 | 296,690     | 28,971            | 28,101 | <b>29,739</b> | 300,251     |
| Year-on-year percent change (%) | -5.5    | 1.7     | -3.2   | 2.3         | -9.8              | -3.9   | <b>-0.3</b>   | 1.2         |

[Figure] Death by month



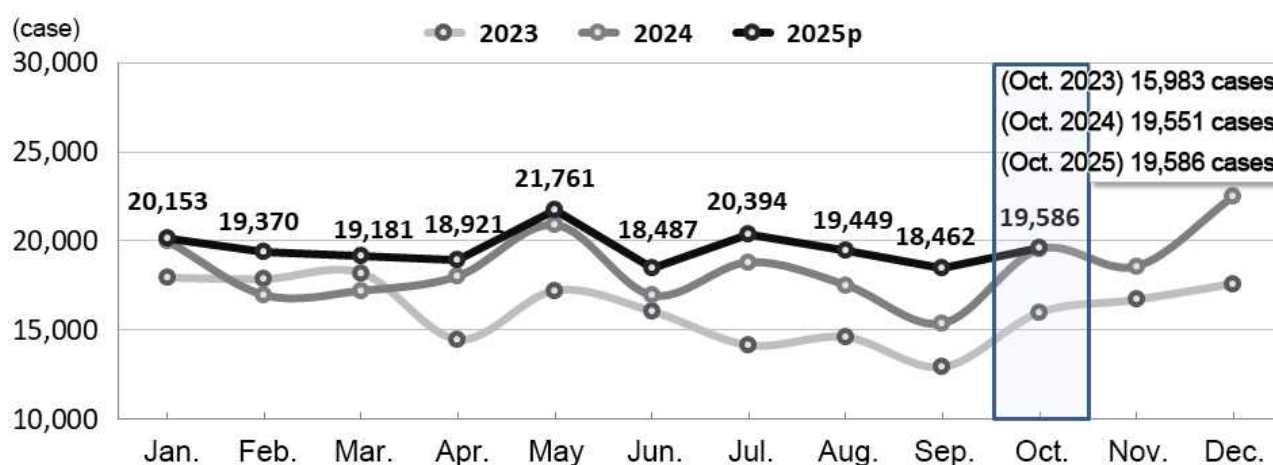
### 3. Marriage

- The number of marriages was 19,586 cases in October, which went up by 35 cases (0.2%) year-on-year.

[Table] Number of marriages and percent changes

|                                 | 2023    | 2024    | 2024   |             | 2025 <sup>p</sup> |        |               |             |
|---------------------------------|---------|---------|--------|-------------|-------------------|--------|---------------|-------------|
|                                 |         |         | Oct.   | Jan. ~ Oct. | Aug.              | Sep.   | Oct.          | Jan. ~ Oct. |
| Number of marriages (case)      | 193,657 | 222,412 | 19,551 | 181,312     | 19,449            | 18,462 | <b>19,586</b> | 195,764     |
| Year-on-year percent change (%) | 1.0     | 14.8    | 22.3   | 13.8        | 11.0              | 20.1   | <b>0.2</b>    | 8.0         |

[Figure] Marriage by month



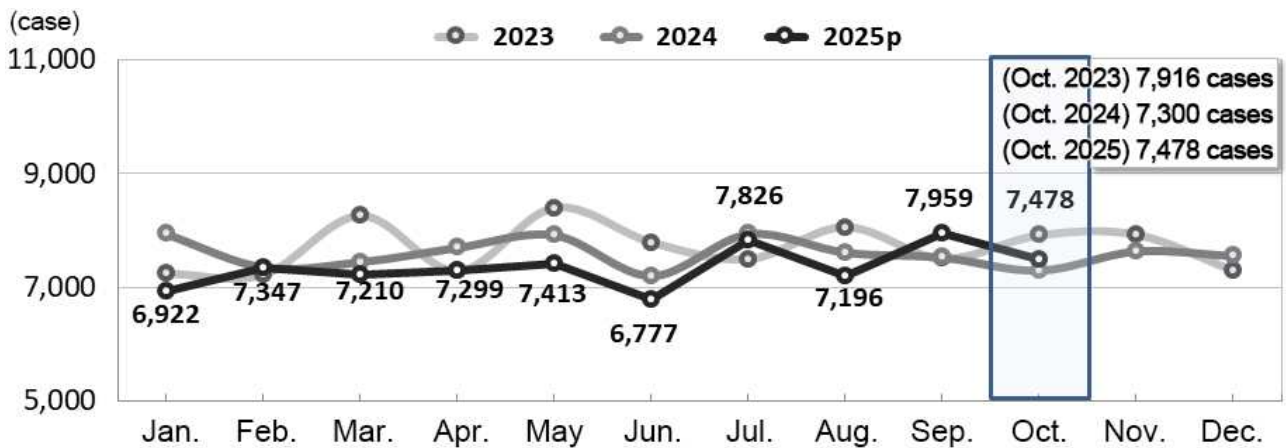
## 4. Divorce

- The number of divorces was 7,478 cases in October, which grew by 178 cases (2.4%) year-on-year.

[Table] Number of divorces and percent changes

|                                 | 2023   | 2024   | 2024  |             | 2025 <sup>P</sup> |       |              |             |
|---------------------------------|--------|--------|-------|-------------|-------------------|-------|--------------|-------------|
|                                 |        |        | Oct.  | Jan. ~ Oct. | Aug.              | Sep.  | Oct.         | Jan. ~ Oct. |
| Number of divorces (case)       | 92,394 | 91,151 | 7,300 | 75,957      | 7,196             | 7,959 | <b>7,478</b> | 73,427      |
| Year-on-year percent change (%) | -0.9   | -1.3   | -7.8  | -1.6        | -5.5              | 5.7   | <b>2.4</b>   | -3.3        |

[Figure] Divorce by month



## 5. Natural increase

- The natural increase (Live births - Deaths) recorded a negative figure of -7,781 persons in October.

[Table] Natural increase

|                           | 2023     | 2024     | 2024   |             | 2025 <sup>P</sup> |        |               |             |
|---------------------------|----------|----------|--------|-------------|-------------------|--------|---------------|-------------|
|                           |          |          | Oct.   | Jan. ~ Oct. | Aug.              | Sep.   | Oct.          | Jan. ~ Oct. |
| Natural increase (person) | -122,483 | -120,252 | -8,392 | -96,712     | -8,105            | -5,732 | <b>-7,781</b> | -87,253     |

[Figure] Natural increase by month

