



Ministry of Data  
and Statistics

# Press Release

Embargo 12:00P.M., Nov. 11, 2025 Release Date 8:30A.M., Nov. 11, 2025

## 2025 Social Survey

(Welfare, Social Participation, Leisure, Income  
& Consumption, Labor)

Contact Division	Social Statistics Planning Division, Social Statistics Bureau	Contact Person	Kim, Ji eun (042-481-2233)
------------------	------------------------------------------------------------------	----------------	----------------------------



공공누리 공공저작물 자유이용허락

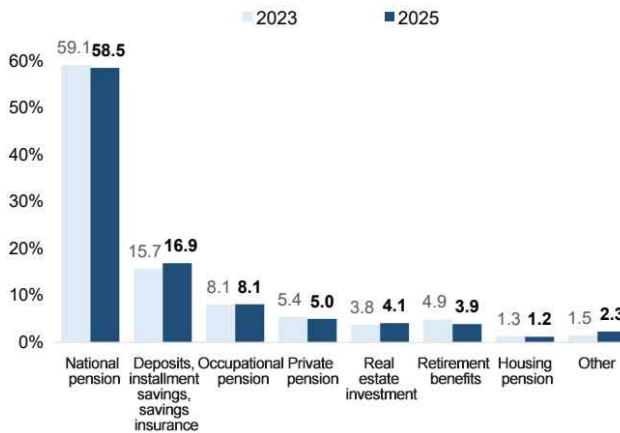
## 2025 Social Survey

(Welfare, Social Participation, Leisure, Income & Consumption, Labor)

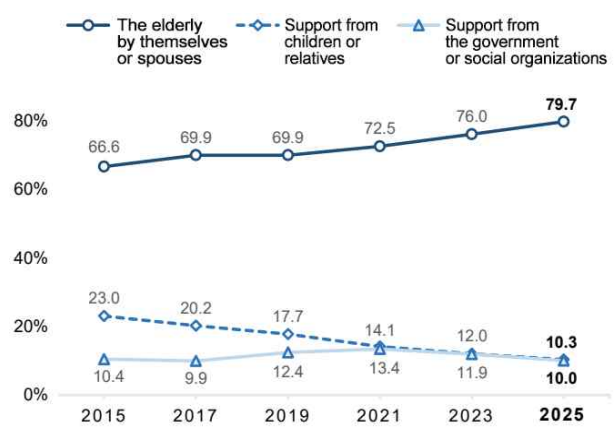
### I Welfare

- ◇ **7 out of 10 Koreans were preparing for retirement. As for the method to prepare for retirement, 'National pension' occupied the highest share.**
  - ◇ **The largest share of Koreans thought that society should be interested in 'Income support for the elderly'. This was followed by 'Medical and nursing care services' and 'Employment support for the elderly'.**
  - ◇ **4 out of 5 elderly people aged 60 or more relied on themselves or their spouses for the cost of living.**
- 
- Compared to 2 years ago, the largest share (47.2%) of Koreans aged 19 or more thought that overall living conditions remained unchanged. This figure was followed by 'Getting better' (40.0%) and 'Getting worse' (12.9%).
  - As for public facilities to be needed or expanded in the future, 'Health care facilities' recorded the highest figure, which was followed by 'Parks, green spaces and trails' and 'Social welfare facilities'. As for welfare services to be needed or expanded in the future, 'Employment support services' recorded the highest figure, which was followed by 'Health care and health management services' and 'Income support services'.
  - 71.5% of Koreans aged 19 or more completed the preparation for retirement or were preparing for retirement. As for the preparation method, 'National pension' occupied the highest share at 58.5%.
  - 34.2% of Koreans aged 19 or more thought that society should be interested in 'Income support for the elderly'. This figure was followed by 'Medical and nursing care services' (30.6%) and 'Employment support for the elderly' (23.8%).
  - 42.4% of Koreans aged 19 or more wanted to spend their retirement engaging in 'Hobbies'. This figure was followed by 'Travel and sightseeing' (28.5%). On the other hand, 34.4% of Koreans aged 60 or more spent their retirement on 'Income-generating activity'. This figure was followed by 'Hobbies' (32.2%).
  - In terms of the cost of living, 79.7% of Koreans aged 60 or more depended on themselves or their spouse. This share was followed by 'Support from children or relatives' (10.3%) and 'Support from government or social organizations' (10.0%).

< Preparation for retirement >



< How to make ends meet of the elderly >



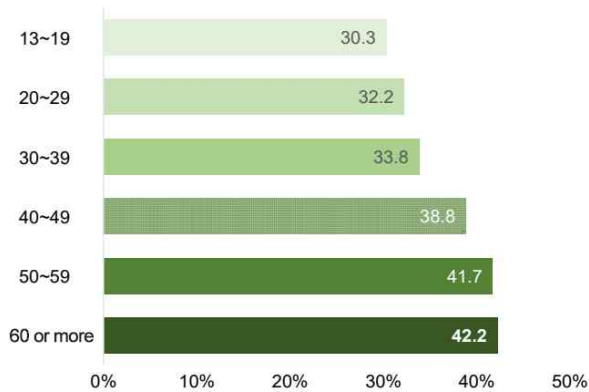
## II Social Participation

- ◇ **75.1% of Koreans said they had someone to help them when they were sick and needed help with housework. 78.8% of Koreans said they had someone to talk to when feeling discouraged or depressed.**
- ◇ **4 out of 10 Koreans said they usually felt lonely. 4.7% of them thought they were frequently lonely.**
- ◇ **2.7% of Koreans usually went out less than 1 time in a week or rarely went out.**
- ◇ **Over the past year, the share of Koreans experiencing organization participation, donation and volunteer activity stood at 69.2%, 26.1% and 14.4%, respectively. All these figures showed an increase from 2023.**

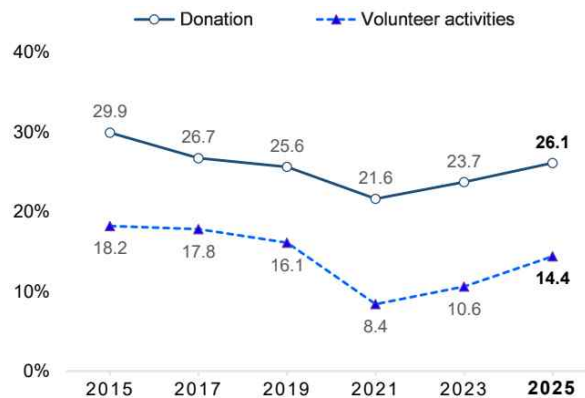
- In 2025, 75.1% of Koreans aged 19 or more thought there was a person who would help them when they were sick and needed help with housework. 78.8% of Koreans aged 13 or more thought there was a person with whom to talk when they were discouraged or depressed.
- 38.2% of Koreans thought they were usually lonely. 4.7% of them thought they were frequently lonely.
- 65.9% of Koreans usually went out five or more days in a week. 2.7% of them went out less than 1 day in a week or rarely went out.
- In 2025, 54.6% of Koreans thought that Korean society could be trusted, which dropped by 3.5%p from 2023.
- In 2025, 69.2% of Koreans participated in organizations such as social groups and religious organizations over the past year, rising by 5.0%p from 64.2% in 2023.
- In 2025, 26.1% of Koreans donated money or goods over the past year. 39.6% of them were willing to donate money or goods in the future. 22.2% of them were willing to donate their inheritance.
- 14.4% of Koreans participated in volunteer activities over the past year, up 3.8%p from 2023. 25.5% of Koreans were willing to participate in volunteer activities in the future, up 0.5%p from 2023.

- 6 out of 10 Koreans aged 19 or more thought that their socio-economic status was middle.
- Compared to 2 years ago, a larger share of Koreans thought that the likelihood of upward mobility in their generation or in the next generation increased.

< Loneliness by age group (frequently or sometimes, 2025) >



< Donation and volunteer activities >

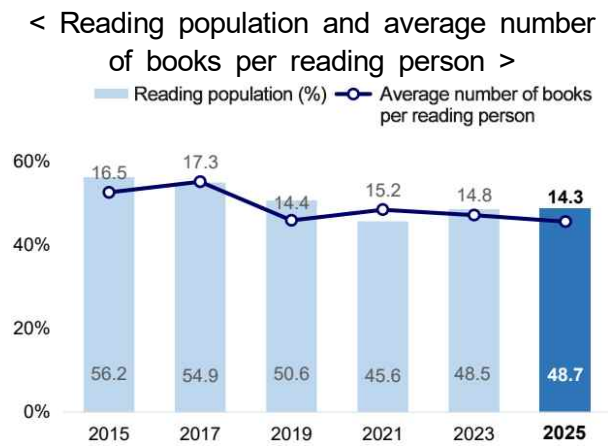
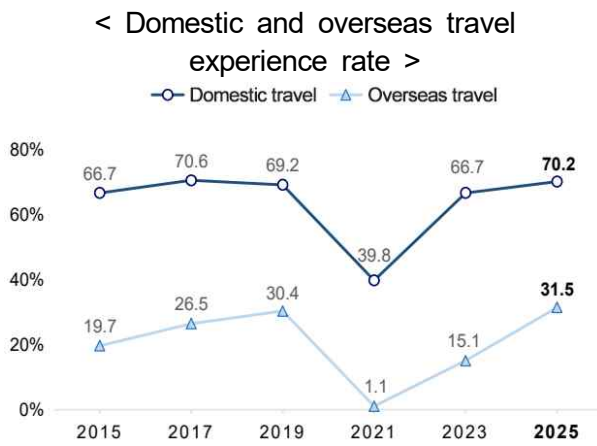


### III Leisure

- ◇ Over the past year, the share of Koreans traveling domestically (70.2%), traveling overseas (31.5%) and visiting the venues of cultural, artistic or sports events (57.7%) showed an increase compared to 2 years ago.
- ◇ 48.7% of Koreans aged 13 or more read a book. In the meantime, the average number of books per reading person showed a decrease compared to 2 years ago.
- ◇ As for leisure activities Koreans were enjoying, 'Watching video content' recorded the highest percentage, which was followed by 'Resting'. In the meantime, as for preferred leisure activities in the future, 'Traveling' recorded the highest percentage, which was followed by 'Engaging in hobbies and self-development activities'.

- Over the past year, 70.2% of Koreans traveled domestically, rising by 3.5%p compared to 2 years ago. 31.5% of them traveled abroad, rising by 16.4%p compared to 2 years ago.
- In 2025, the share of Koreans visiting cultural, artistic or sports event venues offline over the past year stood at 57.7%, rising by 2.4%p from 2023. The average number of visits to the venues of cultural, artistic and sports events was 7.1 times, rising by 0.1 times from 2023.
- In 2025, the share of Koreans using leisure facilities such as tourist attractions, recreation forests and beaches over the past year stood at 73.5%, rising by 4.4%p from 2023.
- In 2025, the share of Koreans who read at least one book over the past year was 48.7%, rising by 0.2%p from 2023. Among the reading population, their average number of books was 14.3 books per person, falling by 0.5 book from 2023.
- As for leisure activities Koreans were enjoying over the weekdays and weekends, 'Watching video content' occupied the highest percentage, which was followed by 'Resting'. As for preferred leisure activities in the future, 'Traveling' (65.7%) recorded the highest figure, which was followed by 'Engaging in hobbies and self-development activities' (41.7%).

- In 2025, 39.4% of Koreans were usually satisfied with leisure activities, which showed an increase from 2023. In 2025, 48.7% of them were dissatisfied with leisure activities, owing to financial burden.



## IV Income and Consumption

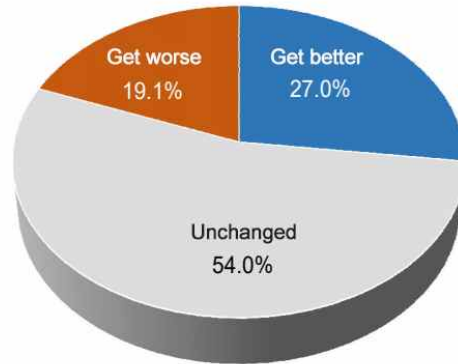
- ◇ In 2025, 15.6% of household heads thought that their household income was sufficient, rising by 1.9%p from 2023.
- ◇ In 2025, 21.5% of household heads thought that their household income increased compared to 2024. Whereas, 19.0% of them thought that their household income recorded a decrease from 2024.
- ◇ 1 out of 4 household heads thought that their financial conditions would get better next year.
- ◇ In the event of worsening household financial conditions, the largest share of household heads said they would first reduce spending on 'Eating out'. This figure was followed by 'Clothing' and 'Food'.

- In 2025, 15.6% of household heads aged 19 or more thought that their household income was sufficient when considering the average monthly minimum living expenses of their household. This percentage went up by 1.9%p from 2023.
- In 2025, 21.5% of household heads aged 19 or more thought that their household income recorded an increase compared to 2024. 59.5% of them thought that their household income remained unchanged. 19.0% of them thought that their household income recorded a decrease.
  - 17.7% of household heads thought that their household debt recorded an increase compared to 2024. 69.3% of them thought that their household debt remained unchanged. 13.0% of them thought that their household debt recorded a decrease.
- In 2025, 27.0% of household heads aged 19 or more thought that their household financial conditions would get better next year. This share rose by 1.3%p compared to 2 years ago.

< Year-on-year changes in household income >



< Household financial conditions next year (2025) >



○ In 2025, 67.2% of household heads aged 19 or more thought that they would reduce expenditures on 'Eating out', when their household financial conditions worsened. This figure was followed by 'Clothing' (43.1%), 'Food' (40.4%) and 'Cultural and leisure activities' (39.6%).

< Items to reduce expenditures on (household heads aged 19 or more, multiple responses) >

(Unit: %)

	Eating out	Clothing	Food	Cultural and leisure activities	Liquor and cigarette	Utility	Wedding and funeral gifts	Transportation and communications	Health care and medical services	Education	Other
2023	66.1	40.2	41.7	36.1	18.5	25.2	12.6	14.8	7.8	6.1	0.4
2025	67.2	43.1	40.4	39.6	17.7	17.6	13.8	13.7	7.1	6.1	0.3

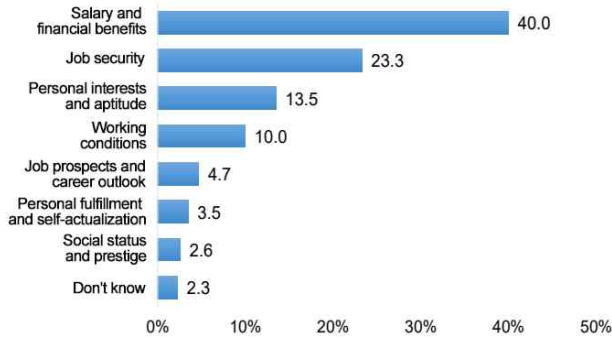
## V Labor

- ◇ When choosing a job, the largest share of Koreans considered 'Salary and financial benefits' the most important factor. This was followed by 'Job security' and 'Personal interests and aptitude'.
- ◇ Among people aged 13~34, the most preferred workplace was 'Large company', which was followed by 'Public institution' and 'Government agency'.
- ◇ The share of people thinking work-family balance important stood at 46.5%. The share of people prioritizing their family life over work stood at 34.3%. The share of people prioritizing work over their family life stood at 19.2%.
- ◇ 38.3% of wage workers were satisfied with their overall working conditions, which rose by 3.2%p from 2023.

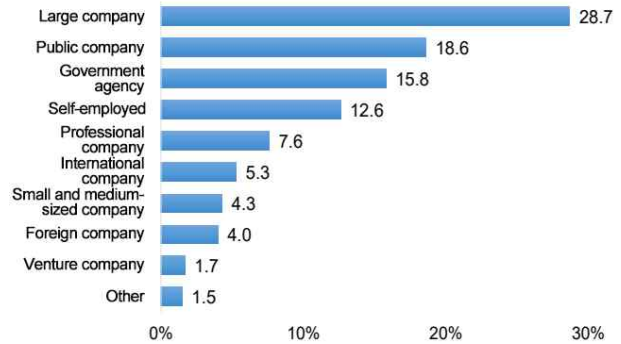
○ When choosing a job, the largest share of Koreans considered 'Salary and financial benefits' (40.0%) the most important factor. This figure was followed by 'Job security' (23.3%) and 'Personal interests and aptitude' (13.5%).

○ 28.7% of people aged 13~34 wanted to work for 'Large company'. This share was followed by 'Public institution' (18.6%) and 'Government agency' (15.8%).

< Career choice factors (2025) >

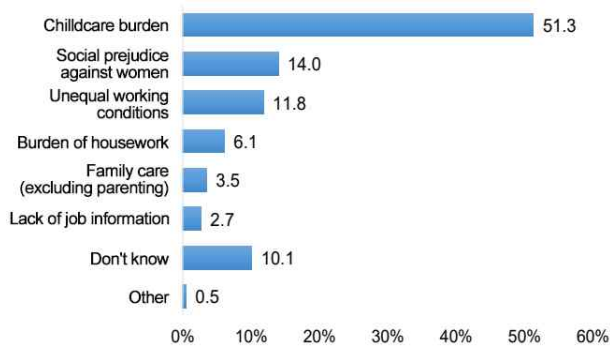


< Preferred workplaces (people aged 13~34) (2025) >



- The greatest barrier to women's employment was 'Childcare burden' (51.3%), which was followed by 'Social prejudice against women' (14.0%) and 'Unequal working conditions' (11.8%).
- 46.5% of Koreans aged 19 or more considered work-family balance important. This share was followed by those prioritizing their family life over work (34.3%) and those prioritizing work over their family life (19.2%).
- In 2025, 38.3% of wage workers were satisfied with their overall working conditions, which rose by 3.2%p from 2023.

< Barriers to women's employment (2025) >



< Work-life balance >

