

Marriage and Divorce Statistics in 2017

In 2017, the number of marriages was 264.5 thousand, which decreased by 6.1 percent (-17.2 thousand) from 2016.

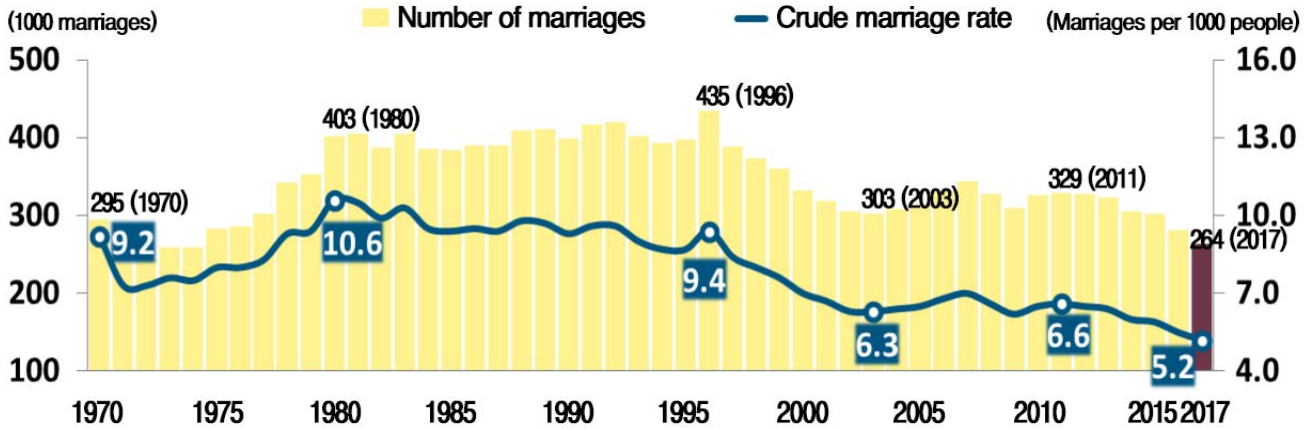
- The crude marriage rate (the number of marriages per 1000 people) stood at 5.2 in 2017, which recorded the lowest figure since the statistical production in 1970.
- Compared to 2016, the marriages of males aged 30 to 34 showed the highest decrease (-11.3 thousand, -10.3%). The marriages of females aged 30 to 34 showed the highest decrease (-7.9 thousand, -9.0%).
- Compared to 2016, the couples of 'males at first marriage and females at first marriage' showed the highest drop (-6.8%, -15 thousand), which was followed by the couples of 'males at remarriage and females at remarriage' (-3.2%, -1 thousand).
- As for the marriage rate by age(the number of marriages per 1000 people in a given age), males aged 30 to 34 showed the highest figure of 56.4 marriages per 1000 people. Females aged 25 to 29 showed the highest figure of 60.6 marriages per 1000 people.
- The mean age at first marriage for males was 32.9 years in 2017, up 0.2 year from 2016. The mean age at first marriage for females was 30.2 years in 2017, up 0.1 year from 2016.
- The number of marriages with foreign spouses increased by 1.2 percent (0.2 thousand) to 20.8 thousand in 2017.
- As for the crude marriage rate by province, Sejong recorded the highest figure of 6.6 per 1000 people, which was followed by Jeju (5.7) and Seoul (5.5).

In 2017, the number of divorces was 106 thousand, which decreased by 1.2 percent (-1.3 thousand) from 2016.

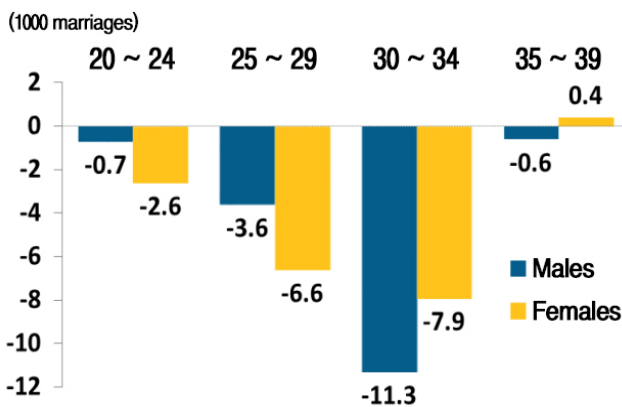
- The crude divorce rate (the number of divorces per 1000 people) stood at 2.1 in 2017, which marked the lowest figure after recording 2.0 in 1997.
- The divorce rate of married people (the number of divorces per 1000 married people) stood at 4.4 in 2017, which remained the same as 2016.
- As for the divorce rate by age (the number of divorces per 1000 people in a given age), males aged 45 to 49 showed the highest figure of 8.6 divorces per 1000 people. Females aged 40 to 44 showed the highest figure of 8.9 divorces per 1000 people.
- The mean age at divorce for males was 47.6 years in 2017, up 0.4 from 2016. The mean age at divorce for females was 44.0 years in 2017, up 0.4 from 2016.
- The duration of '20 years or more' of marriage before getting divorced occupied the highest share at 31.2 percent of the total divorces, which was followed by the duration of 'less than 5 years' (22.4 percent).
- The number of divorces with foreign spouses fell by 7.0 percent (-0.5 thousand) to 7.1 thousand in 2017.
- As for the crude divorce rate by province, Incheon and Jeju marked the highest figures of 2.4, which was followed by Chungnam (2.3). Seoul, Daegu, Gwangju and Sejong marked the lowest figures of 1.8.

[Marriage Statistics in 2017]

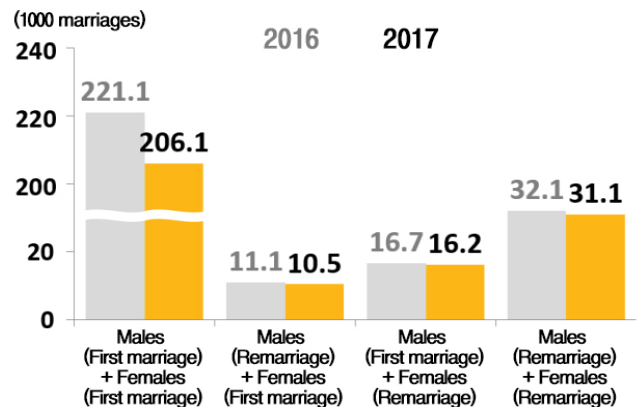
Number of marriages and crude marriage rate (1970-2017)



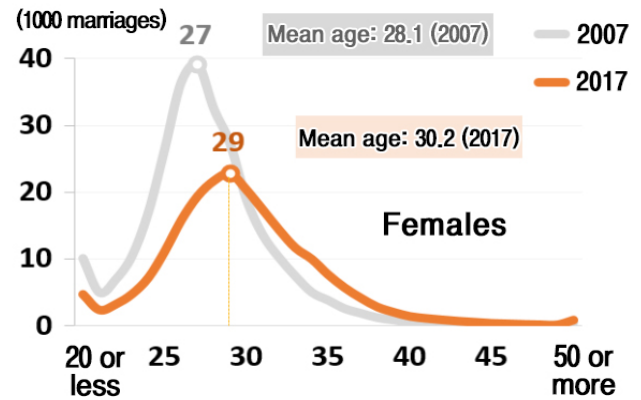
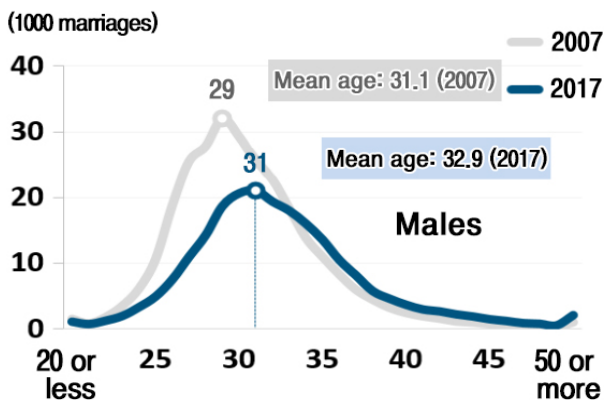
Change in the number of marriages by age (2017)



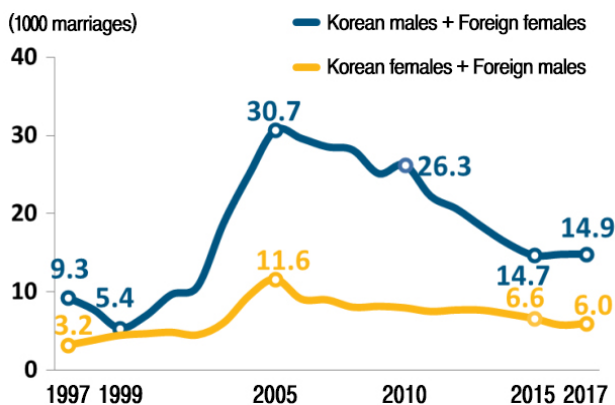
Number of marriages by marriage type (2016, 2017)



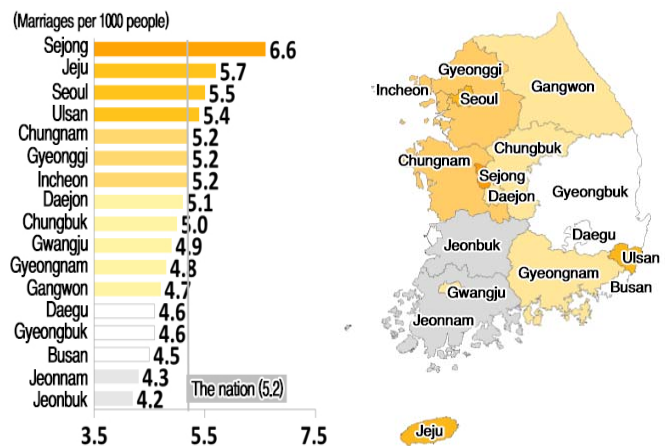
Number of marriages by age at first marriage and mean age at first marriage (2007, 2017)



Number of marriages with a foreign spouse (1997-2017)

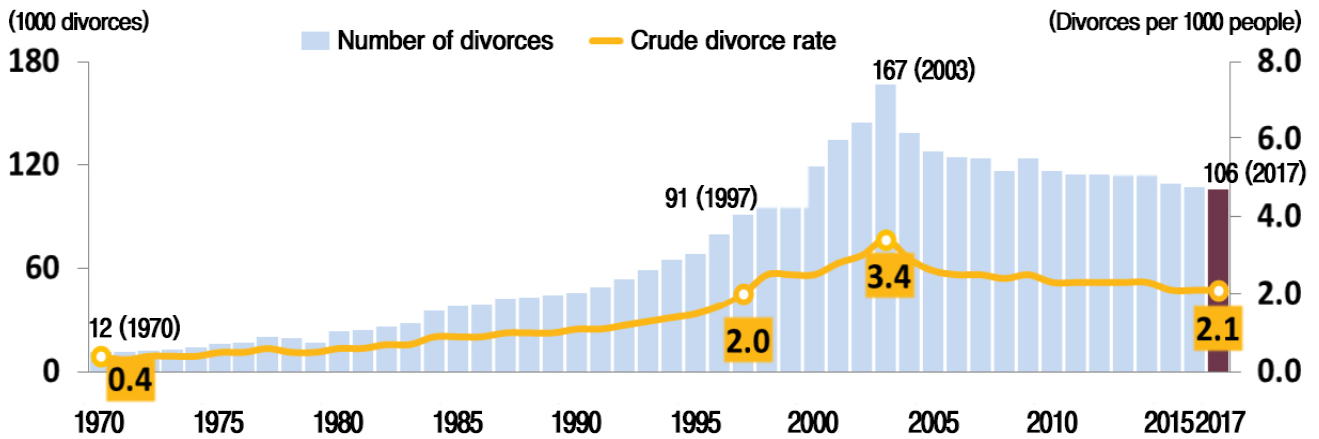


Crude marriage rate by province (2017)

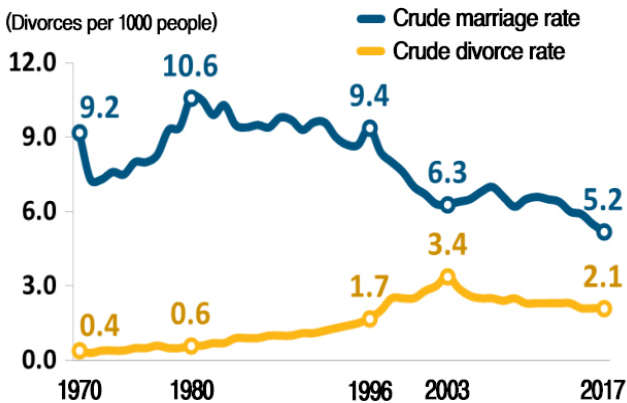


[Divorce Statistics in 2017]

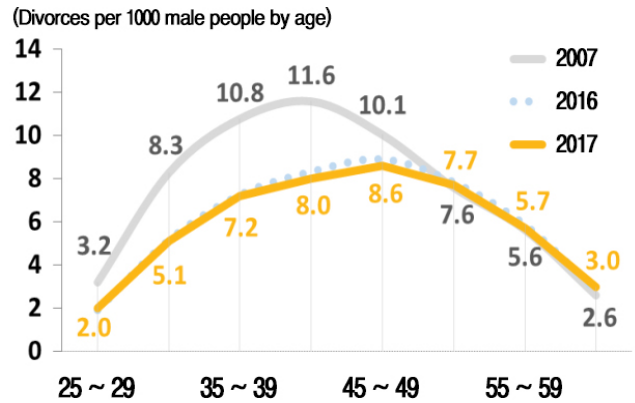
Number of divorces and crude divorce rate (1970-2017)



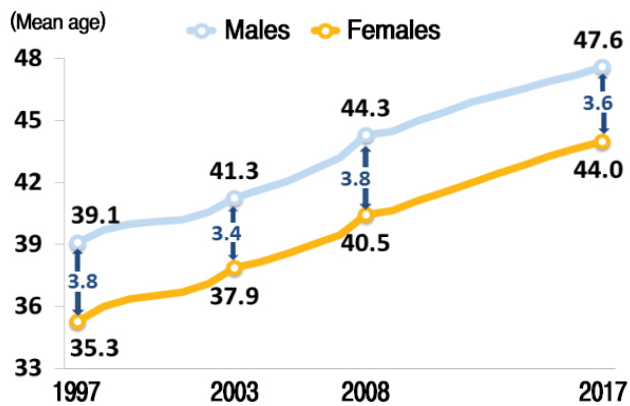
Crude marriage rate and crude divorce rate (1970-2017)



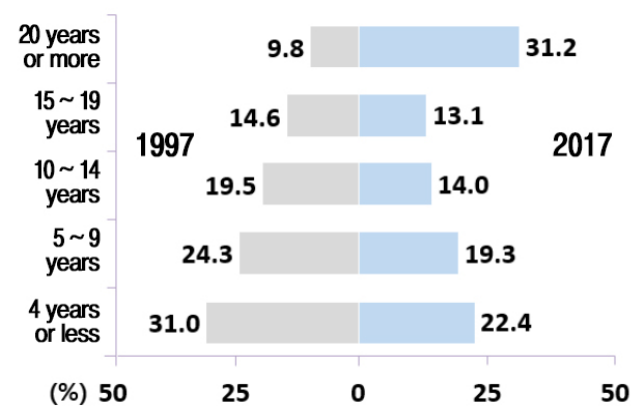
Divorce rate by age of husband (2007, 2016, 2017)



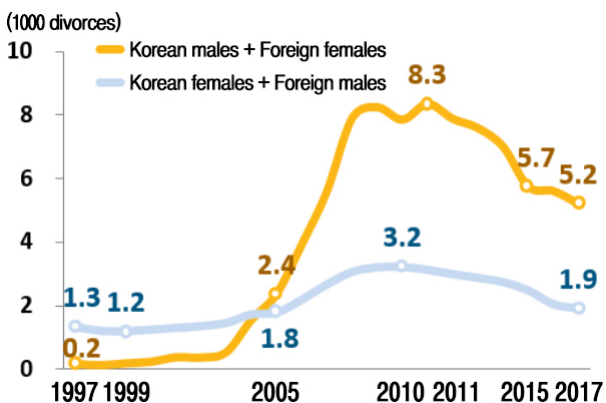
Mean age at divorce (1997-2017)



Distribution of divorces by duration of marriage (1997, 2017)



Number of divorces with a foreign spouse (1997-2017)



Crude divorce rate by province (2017)

