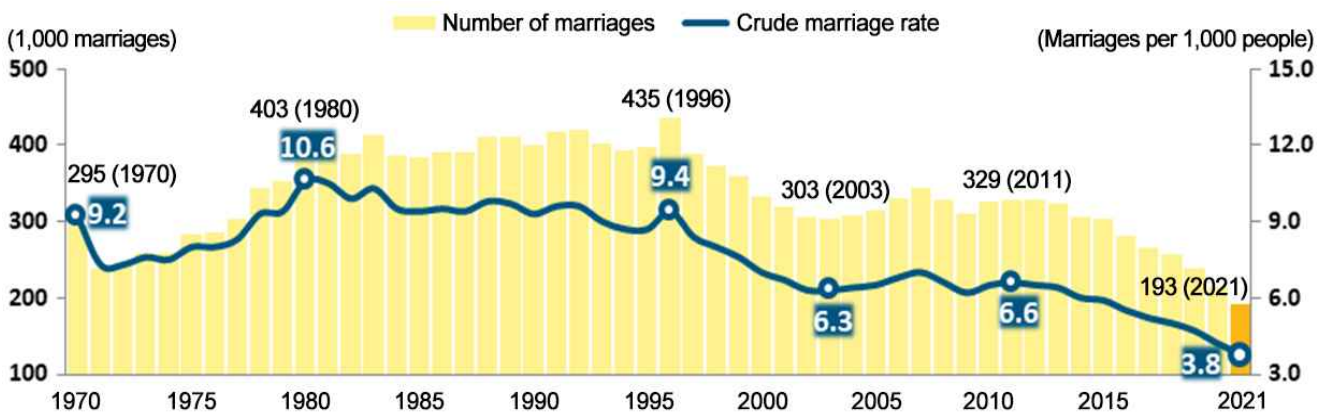




# Marriage and Divorce Statistics in 2021

**In 2021, the number of marriages was 193 thousand, which decreased by 9.8% (-21 thousand) from 2020.**

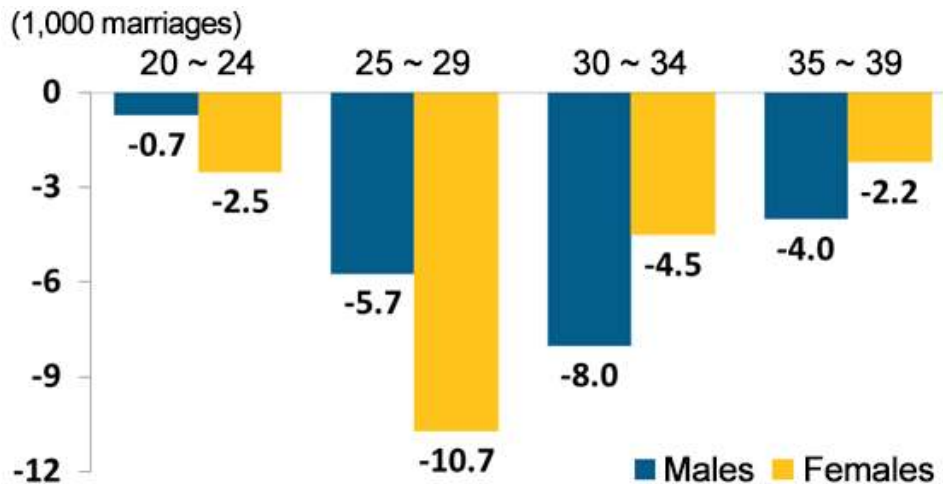
- The crude marriage rate (the number of marriages per 1,000 people) stood at 3.8 in 2021, which dropped 0.4 from 2020.



- Compared to 2020, the marriages of males aged 30 to 34 showed the highest decrease. The marriages of females aged 25 to 29 showed the highest decrease.

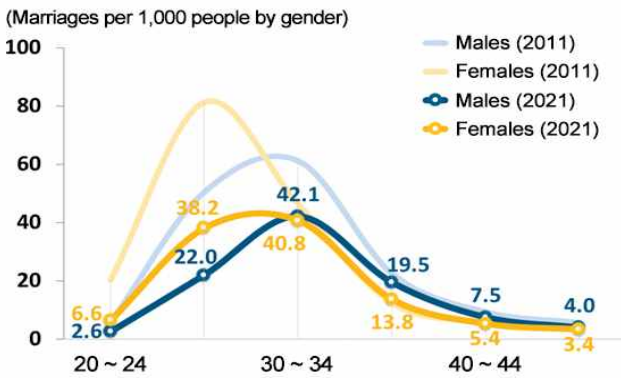
- The marriages of males aged 30 to 34 fell by 8 thousand (-10.3%) from 2020.
- The marriages of females aged 25 to 29 fell by 11 thousand (-14.4%) from 2020

< Year-on-year change in the number of marriages by gender and age group (2021)>

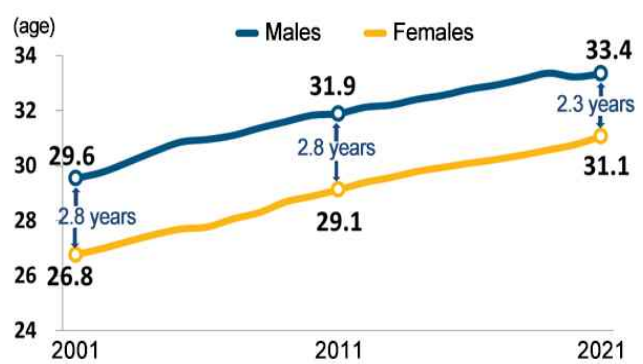


- As for the marriage rate by age group (the number of marriages per 1,000 people in a given age), males aged 30 to 34 showed the highest figure of 42.1 marriages per 1,000 males. Females aged 30 to 34 showed the highest figure of 40.8 marriages per 1,000 females.
- The mean age at first marriage of males was 33.4 years in 2021, up 0.1 year from 2020. The mean age at first marriage of females was 31.1 years in 2021, up 0.3 year from 2020.

< Marriage rate by gender and age group (2011, 2021) >

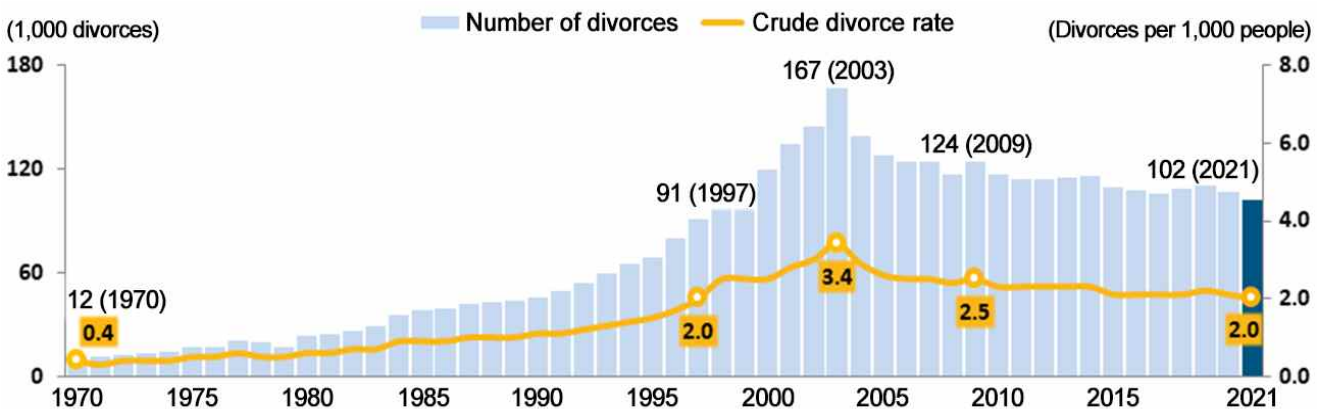


< Mean age at first marriage by gender (2001-2021) >



**In 2021, the number of divorces was 102 thousand, which decreased by 4.5% (-5 thousand) from 2020.**

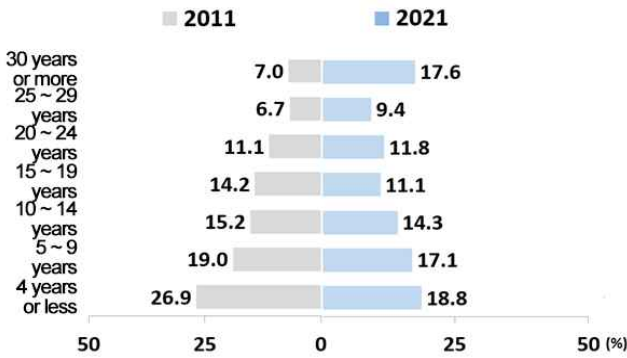
- The crude divorce rate (the number of divorces per 1,000 people) stood at 2.0 in 2021, which fell by 0.1 from 2020.



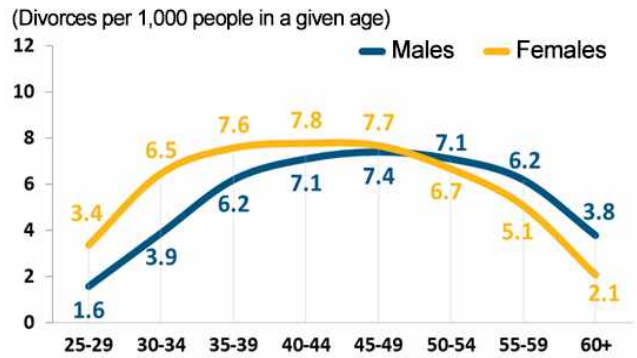
- The divorces with the marriage duration of '4 years or less' before getting divorced occupied the highest share at 18.8% of the total divorces, which was followed by the duration of '30 years or more' (17.6%) and '5 ~ 9 years' (17.1%).

- As for the divorce rate by age (the number of divorces per 1,000 people in a given age), males aged 45 to 49 showed the highest figure of 7.4 divorces per 1,000 males. Females aged 40 to 44 showed the highest figure of 7.8 divorces per 1,000 females.

< Share of divorces by marriage duration (2011, 2021) >



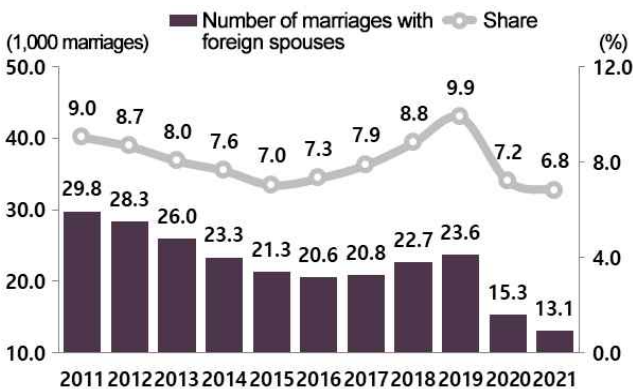
< Divorce rate by gender and age (2021) >



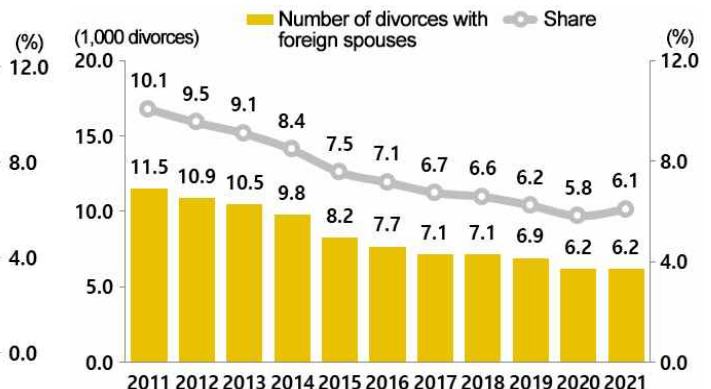
**The number of marriages with foreign spouses decreased by 14.6% from 2020. The number of divorces with foreign spouses remained the same level as 2020.**

- The number of marriages with foreign spouses decreased by 2 thousand (-14.6%) to 13 thousand in 2021.
- The number of divorces with foreign spouses was 6 thousand, which remained the same level as 2020.

< Marriages with foreign spouses (2011-2021) >



< Divorces with foreign spouses (2011-2021) >



## Appendix Overview of marriage and divorce statistics

---

### Purpose

- Marriage and divorce influence the change in the size and structure of population. Statistics of marriage and divorce are produced to be used as basic data when making policies.

### Basic data

- Reports of marriage and divorce are submitted to administrative district offices of Si (& Gu) or Eup (& Myeon) between January 1st and December 31st, 2021, according to the Statistics Act and the Act on Registration of Family Relations. These reports are used as basic data when producing statistics of marriage and divorce.

### Legal basis

- Designated statistics approved according to Article 17 of the Statistics Act (Approval No. 101003, Vital Statistics)

### Statistical terms

- Crude Marriage Rate (CMR)  
: The crude marriage rate indicates the ratio of the number of marriages in a specific year to the mid-year population in that year. It is expressed as marriages per 1,000 population.
- General Marriage Rate (GMR)  
: The general marriage rate indicates the ratio of the number of marriages in a specific year to the mid-year population aged 15 or more in that year. It is expressed as marriages per 1,000 population.
- Age-specific Marriage Rate (ASMR)  
: The age-specific marriage rate indicates the ratio of the number of marriages of a specific age group in a specific year to the mid-year male or female population in the age group in that year. It is expressed as marriages per 1,000 population of the specific age group.
- Crude Divorce Rate (CDR)  
: The crude divorce rate indicates the ratio of the number of divorces in a specific year to the mid-year population in that year. It is expressed as divorces per 1,000 population.

○ General Divorce Rate (GDR)

: The general divorce rate indicates the ratio of the number of divorces in a specific year to the mid-year population aged 15 or more in that year. It is expressed as divorces per 1,000 population.

○ Age-specific Divorce Rate (ASDR)

: The age-specific divorce rate indicates the ratio of the number of divorces of a specific age group in a specific year to the mid-year male or female population in the age group in that year. It is expressed as divorces per 1,000 population of the specific age group.

○ Divorce Rate of Married Persons

: The divorce rate of married persons indicates the ratio of the number of divorces in a specific year to the mid-year married population\*\* aged 15 or more in that year. It is expressed as divorces per 1,000 population.

\* When calculating all marriage and divorce rates, the estimated population prior to 1992 and the resident registration population after 1993 (After 2010, residents whose residence is unidentified are excluded) are used.

\*\* The mid-year married population is estimated by applying the share of married persons of Household Projections (as of 2017) to the mid-year resident registration population.