



제조업 국내공급지수



보도자료

다시 대한민국!
새로운 국민의 나라

보도시점 2023. 8. 8.(화) 12:00 배포 2023. 8. 8.(화) 08:30

2023년 2/4분기 제조업 국내공급동향

담당 부서	경제동향통계심의관 산업동향과	책임자	과 장	김대유 (042-481-2157)
		담당자	사무관	홍현정 (042-481-2169)

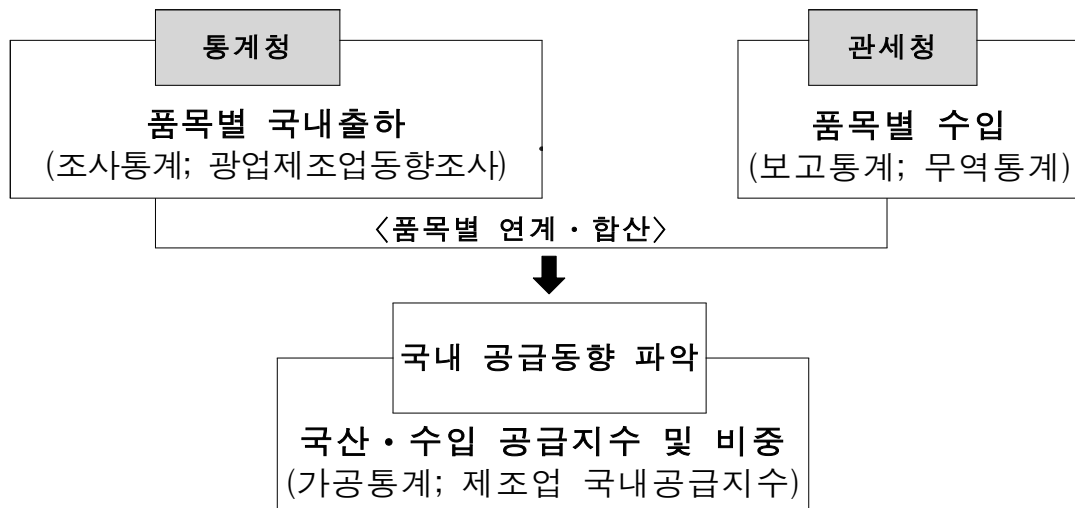


일 러 두 기

□ 제조업 국내공급지수는 제조업제품의 국산과 수입을 모두 합하여 국내 공급량의 변화와 국산·수입 구조 변화를 종합적으로 파악하기 위한 통계입니다.

○ 이 통계는 통계청 광업제조업동향조사의 내수출하 자료와 관세청 통관통계의 수입자료를 품목별로 연계 및 합산하여 작성되는 가공 통계입니다.

* 수입의 공급량은 수입액에 물가지수와 환율을 이용하여 변환



□ 자료이용 유의사항

- 소비자재 및 자본재 국내공급과 소매판매액지수 및 설비투자는 포괄범위 차이 등으로 다소 차이가 있습니다.
- 동 보도자료에는 분기별로 수록하였으나, 국가통계포털을 통해 매월 단위로 제공되고 있습니다.
- 수록된 통계자료의 최근 수치(마지막 1분기)는 잠정치(p)가 포함되어 있으며 추후 수정될 수 있습니다.

□ 동 보도자료에 수록된 자료는 홈페이지(<http://kostat.go.kr>) 및 국가통계포털(<http://kosis.kr>)을 통해 이용하실 수 있습니다.

목 차

□ 2023년 2/4분기 제조업 국내공급동향(요약)	1
□ 2023년 2/4분기 제조업 국내공급동향	2
1. 제조업 국내공급동향	2
2. 재별 국내공급동향	4
3. 업종별 국내공급동향	6
4. 수입점유비 동향	8
□ 통계표	10
1. 재별 국내공급지수	10
2. 업종별 국내공급지수	11
3. 수입점유비	24
4. 2023년 2/4분기 업종별·재별 국내공급	26
◇ 부 록	
◎ 보도자료에 수록된 산업분류 명칭	29
◎ 「제조업 국내공급지수」 작성 개요	30

국내공급동향

(실질, 전년동분기비, %)

국산

2.0% 감소



수입

0.1% 감소



제조업 제품
국내공급

1.6% 감소

재별

	재별	국산	수입
최종재	2.9 ▼	(4.3 ▼)	(0.2 ▲)
· 소비재	2.5 ▼	(4.0 ▼)	(1.1 ▲)
· 자본재	3.4 ▼	(4.7 ▼)	(0.9 ▼)
중간재	0.5 ▼	(0.5 ▼)	(0.4 ▼)

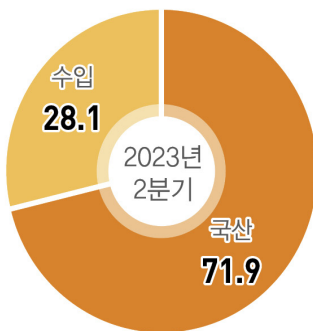
업종별

	업종별	국산	수입
전자통신	8.9 ▼	(14.2 ▼)	(4.3 ▼)
화학제품	5.7 ▼	(8.6 ▼)	(0.1 ▲)
1차금속	4.6 ▼	(1.7 ▼)	(12.9 ▼)
자동차	16.4 ▲	(13.6 ▲)	(31.6 ▲)

국산·수입 비중 및 수입점유비

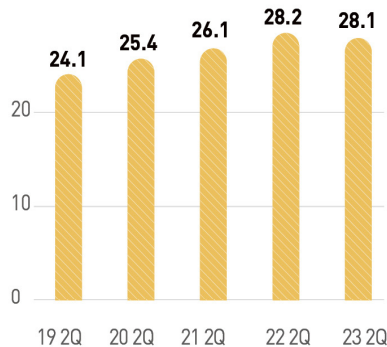
(명목, 비중, %)

국산·수입비중

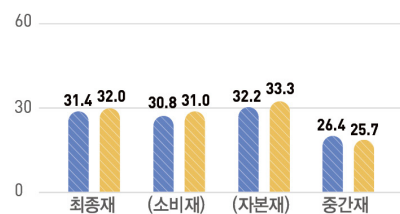


수입점유비

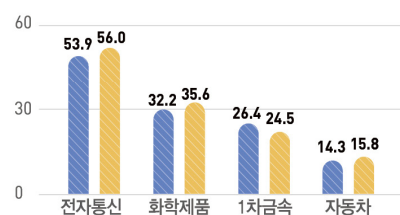
전체



재별



업종별



2023년 2/4분기 제조업 국내공급동향 (요약)

① 2023년 2/4분기 제조업제품 국내공급은 국산과 수입제품 공급이 모두 줄어 전년동기대비 1.6% 감소

- (국산·수입) 국산 국내공급은 2.0%, 수입제품은 0.1% 각각 감소
- (재별) 최종재 국내공급은 소비재(-2.5%)와 자본재(-3.4%) 모두 줄어 2.9% 감소하였고, 중간재는 0.5% 감소
 - 소비재는 식료품 등이 감소, 자본재는 전자·통신¹⁾ 등이 감소
 - 중간재는 전자·통신, 화학제품 등이 감소
- (업종별) 자동차 등 국내공급(16.4%)은 증가하였으나, 전자·통신(-8.9%), 화학제품(-5.7%) 등은 감소

< 제조업 국내공급 >

(실질, 전년동기대비, %)

		'21년	'22년				'23년		
				1/4	2/4	3/4	4/4	1/4	2/4 ^p
전체	제조업	6.1	1.4	1.5	0.7	3.6	-0.2	-0.4	-1.6
	- 국산	2.9	-0.7	-0.7	-1.2	0.9	-1.7	-1.9	-2.0
	- 수입	15.6	7.1	7.3	6.4	10.6	4.1	3.8	-0.1
재별	- 최종재	5.7	0.3	-1.1	-1.1	3.0	0.6	-1.5	-2.9
	- 중간재	6.3	2.3	3.3	2.2	4.1	-0.5	0.5	-0.5
주요업종	- 전자·통신	7.3	6.9	9.3	9.8	9.1	0.0	-5.1	-8.9
	- 자동차	3.1	7.7	-3.7	1.0	17.0	17.3	21.5	16.4

② 수입제품의 점유비중(명목)은 28.1%로 전년동기대비 0.1%p 하락

- (최종재) 최종재 수입제품 점유비중은 32.0%로 전년동기대비 0.6%p 상승
 - 소비재는 31.0%로 0.2%p, 자본재는 33.3%로 1.1%p 각각 상승
- (중간재) 중간재는 25.7%로 전년동기대비 0.7%p 하락

< 수입점유비 >

(명목, 비중, %)

		'21년	'22년				'23년		
				1/4	2/4	3/4	4/4	1/4	2/4 ^p
제조업		26.7	28.7	28.1	28.2	29.7	28.6	28.7	28.1
- 최종재		29.8	31.6	31.3	31.4	32.4	31.2	31.9	32.0
- 중간재		24.8	26.9	26.2	26.4	28.1	26.9	26.7	25.7

1) 전자·통신: 반도체, 전자부품, 컴퓨터, 통신·방송장비, 영상·음향기기

2023년 2/4분기 제조업 국내공급동향

1. 제조업 국내공급동향

- 2023년 2/4분기 제조업제품 국내공급은 국산과 수입제품 공급이 모두 줄어 전년동기대비 **1.6%** 감소
- 국산은 전자·통신¹⁾, 화학제품 등이 줄어 2.0% 감소하였고, 수입은 1차금속, 전자·통신 등이 줄어 0.1% 감소

< 제조업 국내공급 >

(2020=100, %)

		'21년	'22년				'23년		
			1/4	2/4	3/4	4/4	1/4	2/4 ^p	
지수	국내공급	106.1	107.6	103.7	108.8	105.9	109.7	103.3	107.1
	- 국산	102.9	102.2	99.8	104.4	99.7	104.9	97.9	102.3
	- 수입	115.6	123.8	117.4	124.4	126.7	126.6	121.9	124.3
전년 동기비	국내공급	6.1	1.4	1.5	0.7	3.6	-0.2	-0.4	-1.6
	- 국산	2.9	-0.7	-0.7	-1.2	0.9	-1.7	-1.9	-2.0
	- 수입	15.6	7.1	7.3	6.4	10.6	4.1	3.8	-0.1

- 재별로 보면, 최종재 국내공급은 **2.9%** 감소, 중간재는 **0.5%** 감소
- 최종재는 자동차 등 수입(0.2%)이 늘었으나, 기계장비 등 국산(-4.3%)이 줄어 2.9% 감소
- 중간재는 전자·통신 등 국산(-0.5%)과 1차금속 등 수입(-0.4%)이 모두 줄어 0.5% 감소

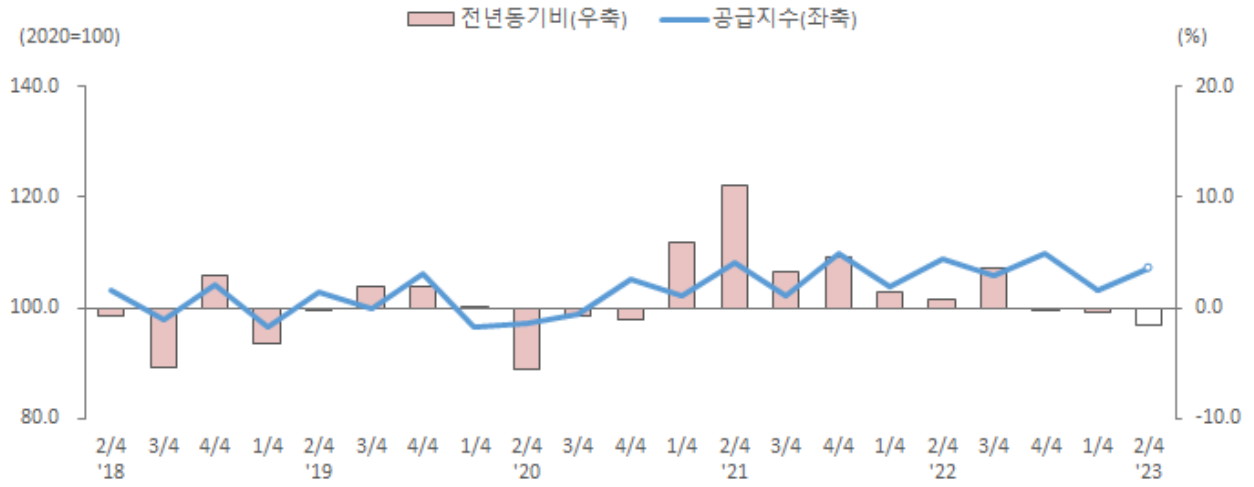
< 재별 국내공급 >

(전년동기대비, %)

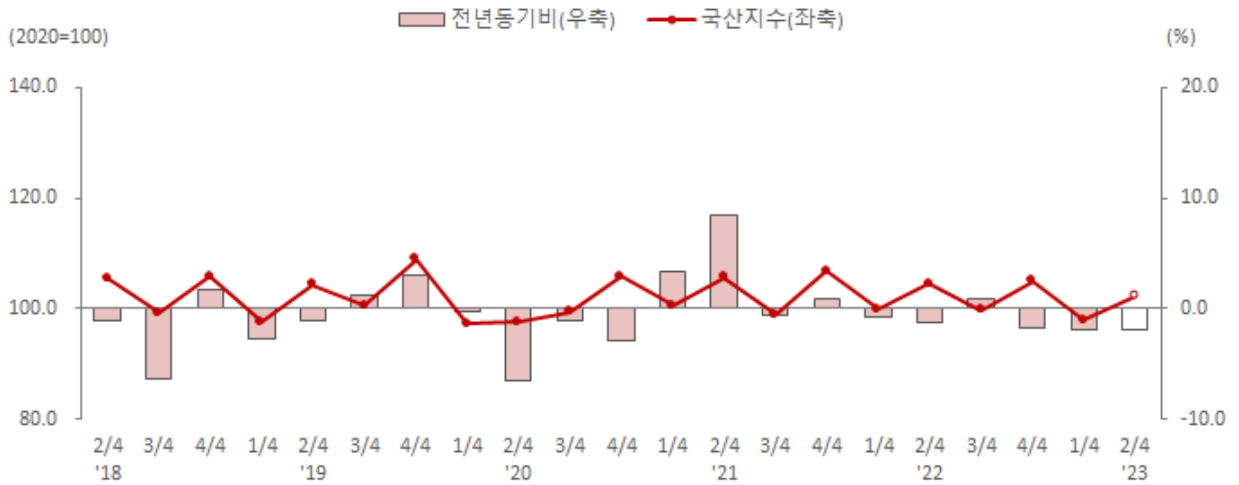
		'21년	'22년				'23년		
			1/4	2/4	3/4	4/4	1/4	2/4 ^p	
재별	최종재	5.7	0.3	-1.1	-1.1	3.0	0.6	-1.5	-2.9
	- 국산	1.5	-1.0	-1.8	-3.2	1.0	0.0	-3.0	-4.3
	- 수입	16.7	3.3	0.6	3.6	7.4	2.0	1.7	0.2
	중간재	6.3	2.3	3.3	2.2	4.1	-0.5	0.5	-0.5
	- 국산	3.8	-0.5	0.0	0.0	0.9	-2.8	-1.3	-0.5
	- 수입	14.7	10.3	13.5	8.9	13.1	5.9	5.5	-0.4

1) 전자·통신: 반도체, 전자부품, 컴퓨터, 통신·방송장비, 영상·음향기기

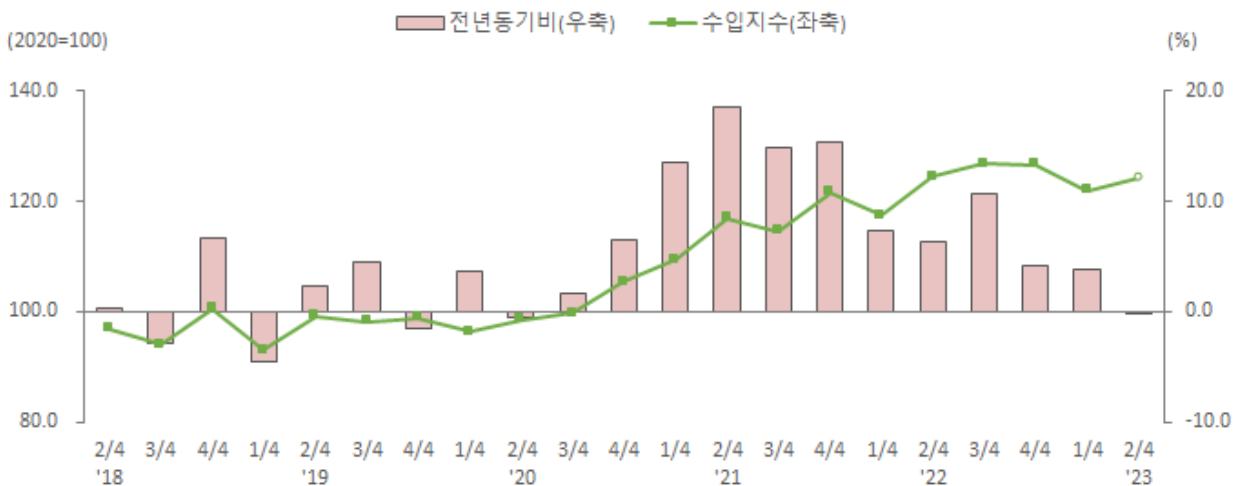
< 제조업 국내공급 (전체) 추이 >



< 제조업 국내공급 (국산) 추이 >



< 제조업 국내공급 (수입) 추이 >



2. 재별 국내공급동향

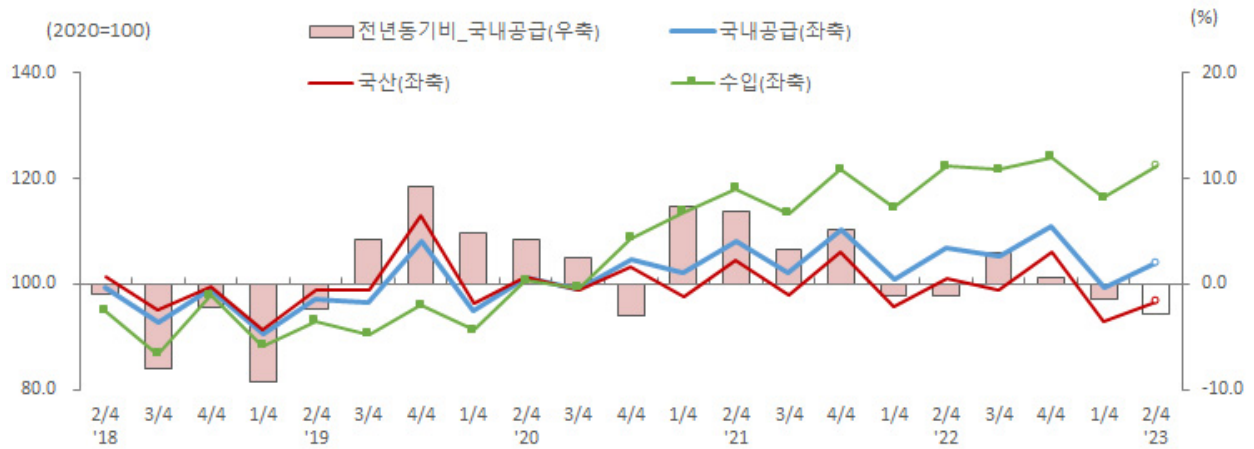
- 2023년 2/4분기 최종재 국내공급은 소비재(-2.5%)와 자본재(-3.4%)가 모두 줄어 전년동기대비 **2.9% 감소**(국산: -4.3%, 수입: 0.2%)
 - 소비재 국내공급은 수입(1.1%)은 늘었으나 국산(-4.0%)이 줄어 2.5% 감소
 - (수입 증가) 하이브리드승용차, 전기승용차, RV승용차 등 증가
 - (수입 감소) 휴대용전화기 등 감소
 - (국산 감소) 기성보통외의, 건강보조식품 등 감소
 - 자본재 국내공급은 국산(-4.7%)과 수입(-0.9%)이 모두 줄어 3.4% 감소
 - (국산 감소) 유조선, 반도체검사장비, 굴삭기 등 감소
 - (수입 감소) 컴퓨터, 평판디스플레이제조용기계, 반도체조립장비 등 감소
- 2023년 2/4분기 중간재 국내공급은 국산(-0.5%)과 수입(-0.4%)이 모두 줄어 **0.5% 감소**
 - (국산 감소) LCD편광필름, 시스템반도체 등 감소
 - (수입 감소) 금괴, 진단용시약 등 감소

< 재별 국내공급 >

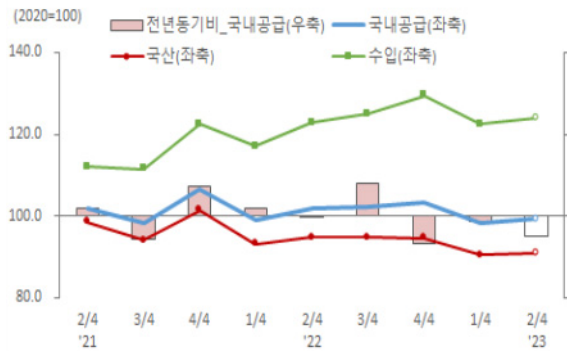
(2020=100, 전년동기대비, %)

	지수		증감률							
	'22년	'23년	'21년	'22년					'23년	
	2/4	2/4 ^p			1/4	2/4	3/4	4/4	1/4	2/4 ^p
최종재	107.0	103.9	5.7	0.3	-1.1	-1.1	3.0	0.6	-1.5	-2.9
국산	101.2	96.8	1.5	-1.0	-1.8	-3.2	1.0	0.0	-3.0	-4.3
수입	122.3	122.5	16.7	3.3	0.6	3.6	7.4	2.0	1.7	0.2
소비재	101.7	99.2	1.2	0.3	0.9	-0.2	4.0	-3.3	-0.6	-2.5
국산	94.8	91.0	-2.6	-3.2	-2.7	-3.8	0.7	-6.8	-2.8	-4.0
수입	122.8	124.1	12.9	9.5	10.8	9.6	12.1	5.7	4.5	1.1
자본재	114.8	110.9	12.3	0.4	-3.6	-2.5	1.6	5.9	-2.9	-3.4
국산	111.6	106.3	8.2	2.3	-0.4	-2.3	1.3	10.1	-3.5	-4.7
수입	121.8	120.7	21.1	-3.2	-9.4	-2.7	2.0	-2.5	-1.6	-0.9
중간재	111.1	110.6	6.3	2.3	3.3	2.2	4.1	-0.5	0.5	-0.5
국산	106.5	106.0	3.8	-0.5	0.0	0.0	0.9	-2.8	-1.3	-0.5
수입	126.3	125.8	14.7	10.3	13.5	8.9	13.1	5.9	5.5	-0.4

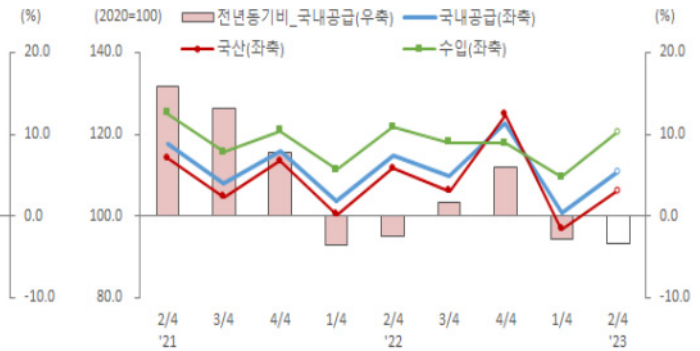
< 최종재 국내공급 추이 >



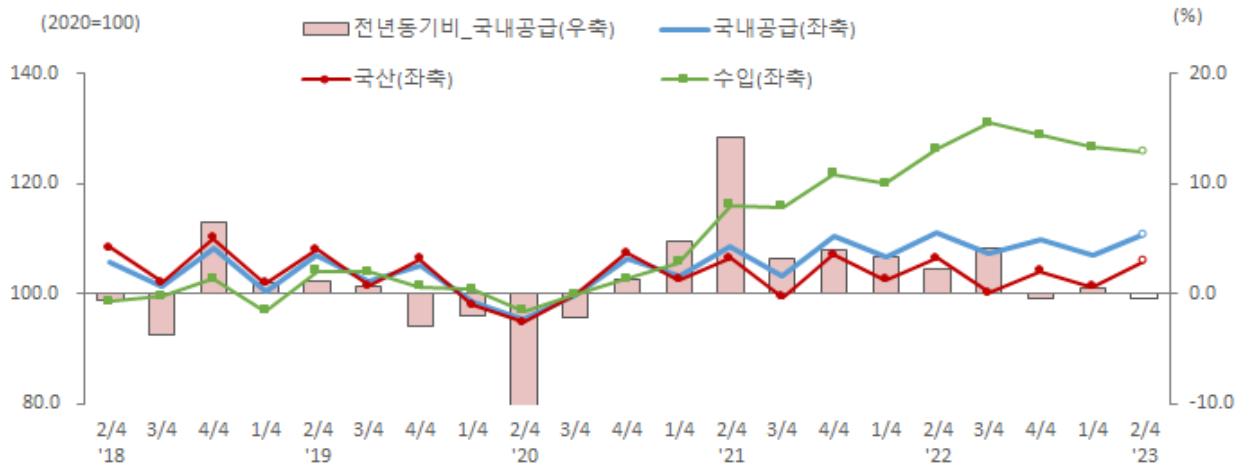
< 소비재 국내공급 추이 >



< 자본재 국내공급 추이 >



< 중간재 국내공급 추이 >



3. 업종별 국내공급동향

- 2023년 2/4분기 제조업제품 국내공급을 업종별로 보면, 자동차 등은 증가하였으나, 전자·통신¹⁾, 화학제품, 1차금속 등은 감소
 - (전자·통신) 국산(-14.2%)과 수입(-4.3%)이 모두 줄어 8.9% 감소
 - (국산 감소) LCD편광필름, 시스템반도체 등 감소
 - (수입 감소) 휴대용전화기, 컴퓨터 등 감소
 - (화학제품) 수입(0.1%)은 늘었으나 국산(-8.6%)이 줄어 5.7% 감소
 - (수입 증가) 핵연료 등 증가
 - (국산 감소) 진단용시약, 폴리아미드섬유 등 감소
 - (1차금속) 국산(-1.7%)과 수입(-12.9%)이 모두 줄어 4.6% 감소
 - (국산 감소) 금괴, 냉연강판 등 감소
 - (수입 감소) 금괴, 전기동 등 감소
 - (자동차) 국산(13.6%)과 수입(31.6%)이 모두 늘어 16.4% 증가
 - (국산 증가) 자동차신생부품 등 증가
 - (수입 증가) 하이브리드승용차, 전기승용차 등 감소

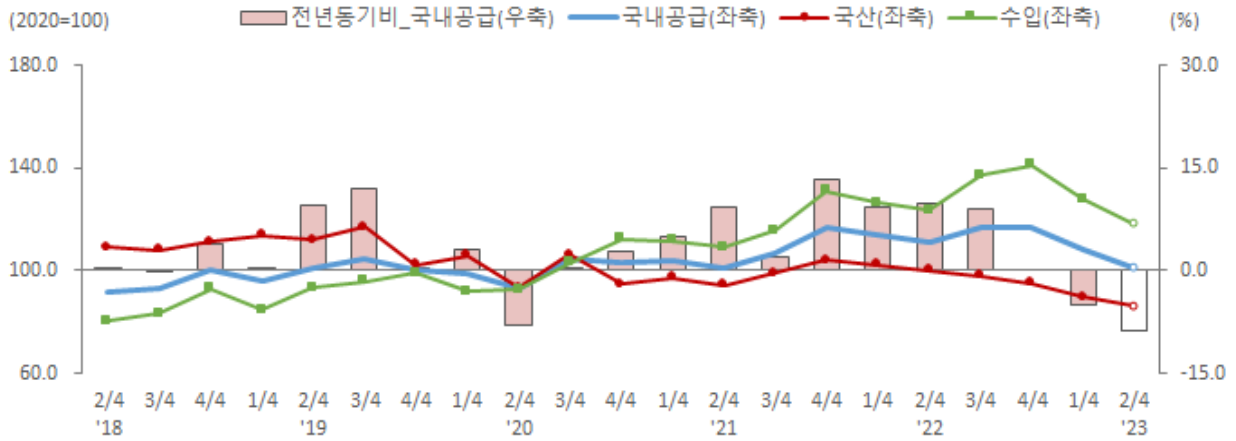
< 주요업종별 국내공급 >

(2020=100, 전년동기대비, %)

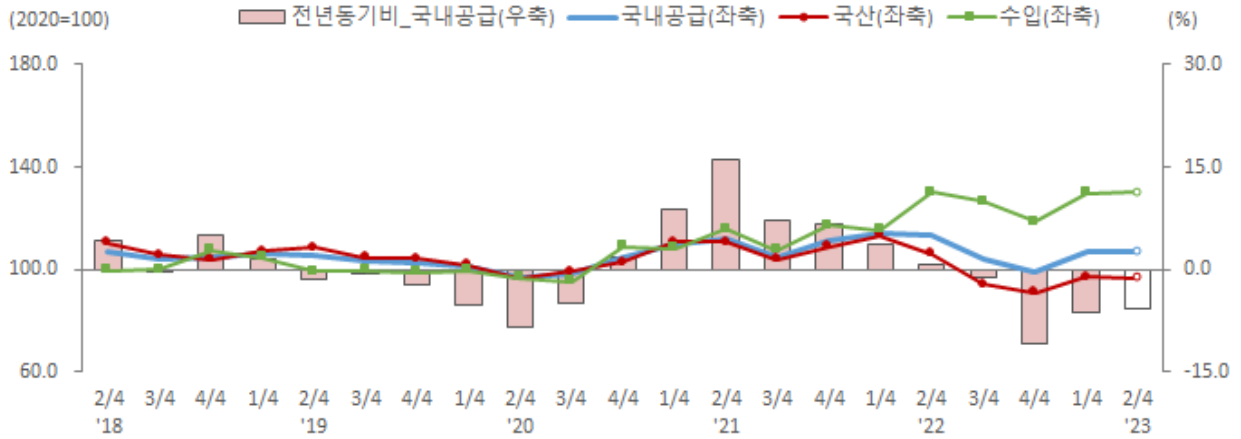
	지수		증감률							
	'22년	'23년	'21년	'22년					'23년	
	2/4	2/4 ^p			1/4	2/4	3/4	4/4	1/4	2/4 ^p
전자·통신	111.3	101.4	7.3	6.9	9.3	9.8	9.1	0.0	-5.1	-8.9
국산	100.3	86.1	-1.3	0.2	5.1	6.3	-1.2	-8.7	-12.2	-14.2
수입	123.5	118.2	16.8	13.0	13.3	13.3	18.7	7.7	1.3	-4.3
화학제품	113.1	106.7	9.6	-2.0	3.7	0.8	-1.2	-11.0	-6.4	-5.7
국산	105.9	96.8	8.5	-6.8	2.5	-4.4	-9.4	-16.5	-14.5	-8.6
수입	130	130.1	12.2	9.2	6.4	12.5	17.5	1.0	12.5	0.1
1차금속	108.8	103.8	10.1	-7.1	1.1	-4.6	-10.5	-14.1	-7.1	-4.6
국산	105.1	103.3	5.4	-5.0	1.7	-3.8	-7.1	-10.8	-6.1	-1.7
수입	121.0	105.4	25.8	-12.8	-0.8	-6.9	-19.5	-23.4	-10.5	-12.9
자동차	111.8	130.1	3.1	7.7	-3.7	1.0	17.0	17.3	21.5	16.4
국산	109.3	124.2	2.5	5.3	-5.7	0.6	14.4	12.8	19.9	13.6
수입	129.4	170.3	6.9	23.9	11.7	4.2	33.5	49.8	30.5	31.6

1) 전자·통신: 반도체, 전자부품, 컴퓨터, 통신·방송장비, 영상·음향기기

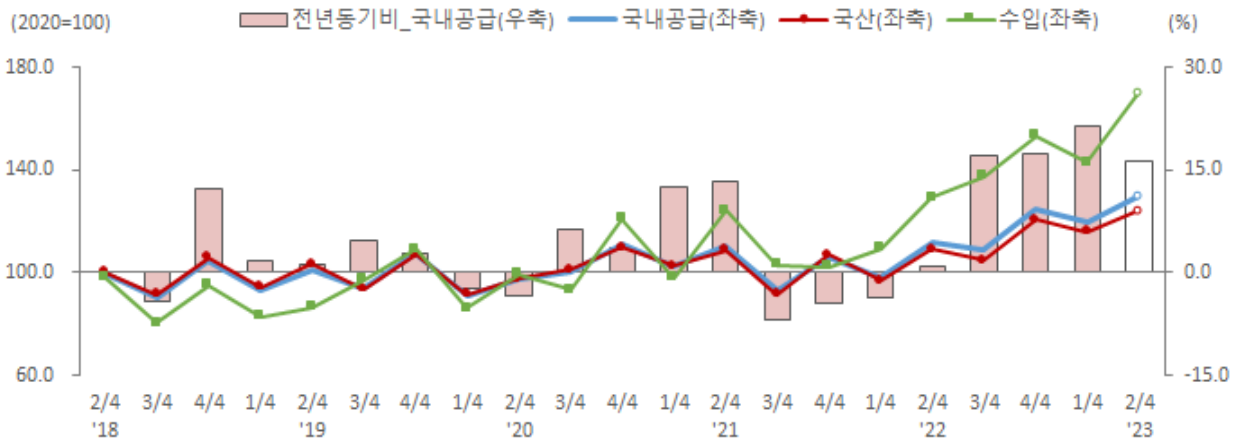
< 전자·통신 국내공급 추이 >



< 화학제품 국내공급 추이 >



< 자동차 국내공급 추이 >



4. 수입점유비 동향

- 2023년 2/4분기 제조업제품 국내공급(명목) 중 수입제품이 차지하는 비중은 28.1%로 전년동기대비 0.1%p 하락
- (재별) 최종재의 수입점유비는 전년동분기대비 0.6%p 상승하였고, 중간재는 0.7%p 하락
 - 최종재의 수입점유비는 32.0%로 0.6%p 상승
 - 소비재는 31.0%로 0.2%p, 자본재는 33.3%로 1.1%p 각각 상승
 - 중간재는 25.7%로 0.7%p 하락
- (업종별) 전자통신¹⁾, 화학제품, 자동차 등의 수입제품이 차지하는 비중은 전년동분기대비 상승한 반면, 1차금속 등은 하락
 - 전자통신의 수입점유비는 56.0%로 2.1%p 상승
 - 화학제품은 35.6%로 3.4%p 상승
 - 1차금속은 24.5%로 1.9%p 하락
 - 자동차는 15.8%로 1.5%p 상승

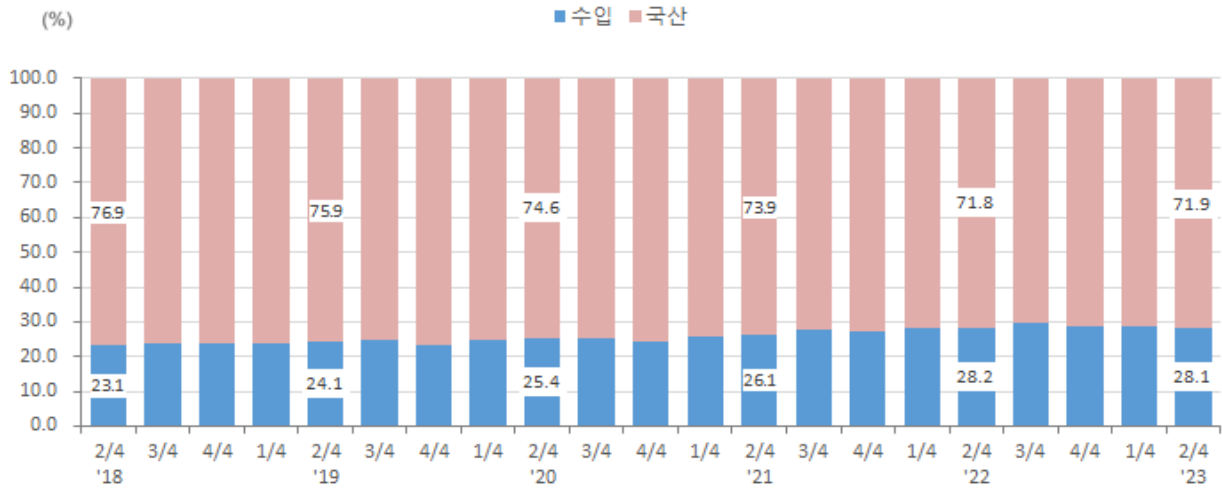
< 수입점유비 >

(명목금액 기준, 비중, %)

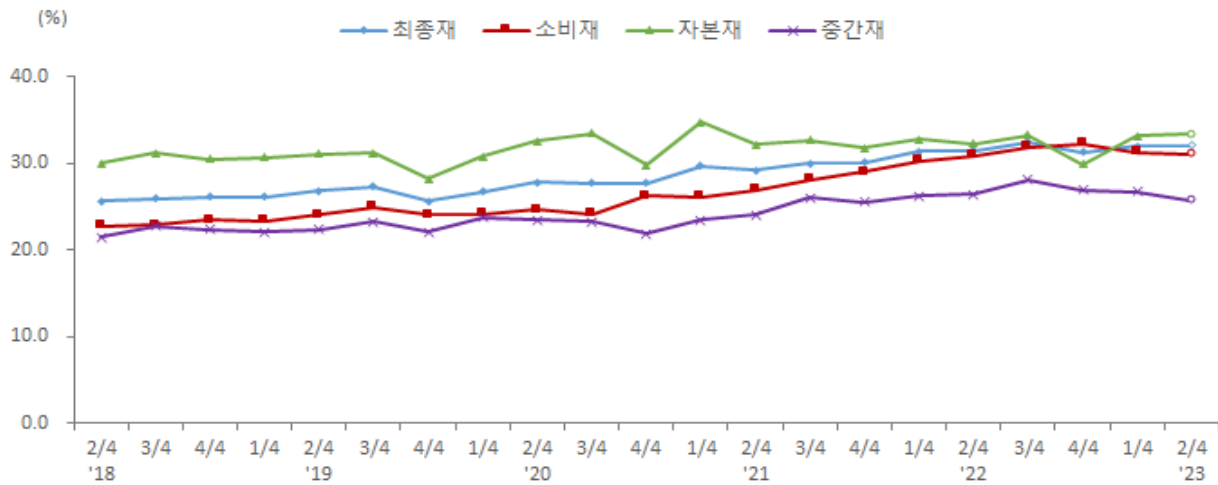
	'21년	'22년				'23년			
		1/4	2/4	3/4	4/4	1/4	2/4 ^p		
제조업	26.7	28.7	28.1	28.2	29.7	28.6	28.7	28.1	
재별	- 최종재	29.8	31.6	31.3	31.4	32.4	31.2	31.9	32.0
	· 소비재	27.6	31.3	30.3	30.8	31.8	32.2	31.2	31.0
	· 자본재	32.7	31.9	32.7	32.2	33.2	29.9	33.1	33.3
	- 중간재	24.8	26.9	26.2	26.4	28.1	26.9	26.7	25.7
업종별	- 전자·통신	51.6	56.1	54.2	53.9	57.2	58.8	57.3	56.0
	- 화학제품	28.7	32.6	28.4	32.2	35.3	34.9	35.0	35.6
	- 1차금속	26.3	25.7	25.7	26.4	25.6	25.0	24.7	24.5
	- 자동차	13.0	14.8	13.9	14.3	15.6	15.2	14.5	15.8

1) 전자·통신: 반도체, 전자부품, 컴퓨터, 통신·방송장비, 영상·음향기기

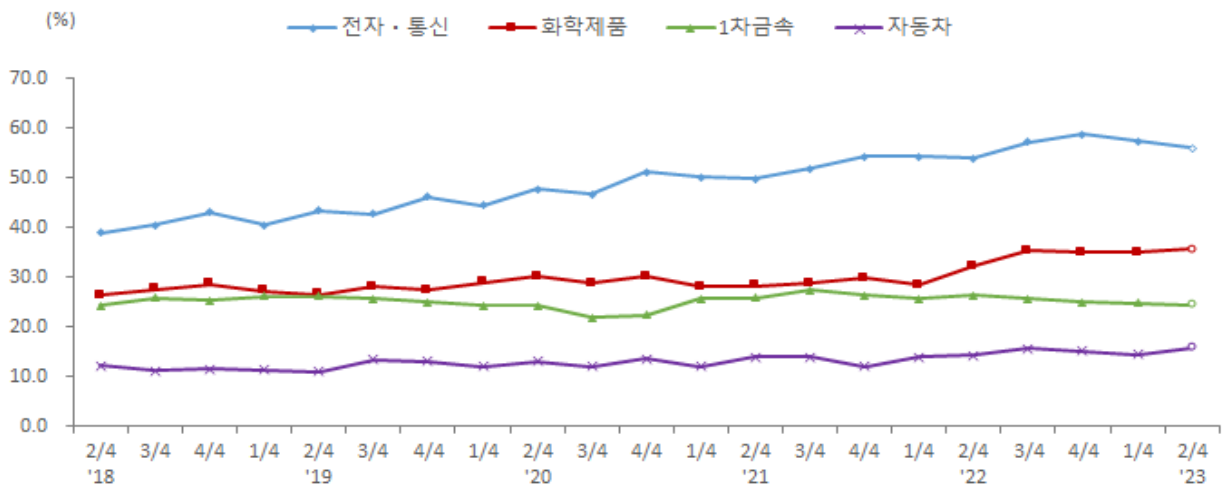
< 수입점유비 >



< 재별 수입점유비 추이 >



< 주요 업종별 수입점유비 추이 >



통 계 표

1. 재별 국내공급지수

○ 원지수, 증감률

(2020=100, %, 원지수)

지 수	제조업													중간재	
	가중치	국산	수입	최종재			소비재	자본재		국산	수입	국산	수입		
				국산	수입	국산		수입	국산					수입	
가중치	10,000.0	7,505.3	2,494.7	4,193.5	3,039.1	1,154.4	2,508.5	1,886.4	622.2	1,685.0	1,152.7	532.2	5,806.5	4,466.2	1,340.3
2018	101.2	102.7	97.2	97.7	99.0	94.5	98.8	100.2	95.0	96.1	97.1	94.0	103.7	105.3	99.3
2019	101.3	102.8	97.3	98.1	100.6	91.9	100.6	101.9	97.0	94.3	98.4	86.1	103.6	104.4	101.5
2020	100.0	100.0	100.0	100.0	100.0	100.0	100.0	100.0	100.0	100.0	100.0	100.0	100.0	100.0	100.0
2021	106.1	102.9	115.6	105.7	101.5	116.7	101.2	97.4	112.9	112.3	108.2	121.1	106.3	103.8	114.7
2022	107.6	102.2	123.8	106.0	100.5	120.6	101.5	94.3	123.6	112.7	110.7	117.2	108.7	103.3	126.5
2018.2/4	103.2	105.5	96.9	99.4	101.3	94.8	97.2	99.2	91.5	102.6	104.6	98.6	105.8	108.4	98.5
3/4	97.8	99.3	94.0	92.7	95.1	86.7	96.4	99.3	88.1	87.3	88.3	85.2	101.4	102.1	99.5
4/4	104.3	105.7	100.5	98.9	99.4	97.8	104.5	103.9	106.2	90.8	92.1	88.0	108.1	110.1	102.6
2019.1/4	96.4	97.6	93.1	90.5	91.5	88.3	96.9	98.8	91.4	81.2	79.5	84.6	100.5	101.8	96.8
2/4	102.9	104.3	99.2	97.1	98.8	92.9	99.4	101.8	92.4	93.7	93.8	93.5	107.0	108.0	104.0
3/4	99.8	100.5	98.1	96.6	99.0	90.5	100.3	101.3	97.4	91.0	95.2	82.6	102.1	101.5	104.0
4/4	106.2	109.0	99.0	108.1	113.0	95.9	105.9	105.6	106.7	111.3	125.0	83.6	105.0	106.3	101.3
2020.1/4	96.5	97.3	96.4	95.0	96.4	91.3	94.9	96.4	90.3	95.2	96.5	92.5	98.5	97.9	100.7
2/4	97.2	97.5	98.6	101.2	101.4	100.7	100.9	101.6	98.9	101.6	101.0	102.8	95.3	94.8	96.8
3/4	99.0	99.4	99.7	99.0	98.8	99.3	101.2	102.1	98.5	95.6	93.5	100.4	99.9	99.9	99.9
4/4	105.1	105.8	105.4	104.8	103.4	108.7	103.0	99.9	112.3	107.5	109.0	104.4	106.3	107.4	102.6
2021.1/4	102.2	100.5	109.4	102.0	97.6	113.7	98.1	95.7	105.7	107.7	100.7	122.9	103.2	102.5	105.7
2/4	108.0	105.7	116.9	108.2	104.5	118.1	101.9	98.5	112.0	117.7	114.2	125.2	108.7	106.5	116.0
3/4	102.2	98.8	114.6	102.2	98.0	113.3	98.3	94.0	111.4	108.1	104.7	115.6	103.1	99.3	115.7
4/4	109.9	106.7	121.6	110.3	106.0	121.7	106.7	101.4	122.5	115.8	113.4	120.8	110.4	107.1	121.6
2022.1/4	103.7	99.8	117.4	100.9	95.8	114.4	99.0	93.1	117.1	103.8	100.3	111.3	106.6	102.5	120.0
2/4	108.8	104.4	124.4	107.0	101.2	122.3	101.7	94.8	122.8	114.8	111.6	121.8	111.1	106.5	126.3
3/4	105.9	99.7	126.7	105.3	99.0	121.7	102.2	94.7	124.9	109.8	106.1	117.9	107.3	100.2	130.9
4/4	109.7	104.9	126.6	111.0	106.0	124.1	103.2	94.5	129.5	122.6	124.8	117.8	109.8	104.1	128.8
2023.1/4	103.3	97.9	121.9	99.4	92.9	116.4	98.4	90.5	122.4	100.8	96.8	109.5	107.1	101.2	126.6
2/4 ^P	107.1	102.3	124.3	103.9	96.8	122.5	99.2	91.0	124.1	110.9	106.3	120.7	110.6	106.0	125.8
전년동기비															
2018	-0.6	-1.7	2.6	-1.3	-2.3	1.6	2.1	1.0	5.6	-6.0	-7.5	-2.7	-0.2	-1.3	3.4
2019	0.1	0.1	0.1	0.4	1.6	-2.8	1.8	1.7	2.1	-1.8	1.3	-8.4	-0.1	-0.8	2.3
2020	-1.3	-2.8	2.7	2.0	-0.6	8.8	-0.6	-1.9	3.1	6.0	1.6	16.2	-3.5	-4.2	-1.5
2021	6.1	2.9	15.6	5.7	1.5	16.7	1.2	-2.6	12.9	12.3	8.2	21.1	6.3	3.8	14.7
2022	1.4	-0.7	7.1	0.3	-1.0	3.3	0.3	-3.2	9.5	0.4	2.3	-3.2	2.3	-0.5	10.3
2018.2/4	-0.7	-1.1	0.4	-0.9	-1.1	-0.3	1.3	1.5	0.5	-3.8	-5.0	-1.1	-0.6	-1.0	0.9
3/4	-5.5	-6.4	-2.8	-8.0	-8.1	-8.0	-2.2	-2.7	-0.6	-16.2	-16.5	-15.5	-3.7	-5.3	1.0
4/4	2.9	1.7	6.6	-2.2	-3.7	1.9	5.9	4.7	9.3	-13.3	-16.0	-7.0	6.5	5.2	10.5
2019.1/4	-3.2	-2.8	-4.5	-9.3	-8.8	-10.7	-0.4	0.5	-3.0	-21.6	-23.1	-18.7	1.0	1.2	0.4
2/4	-0.2	-1.2	2.4	-2.3	-2.4	-2.0	2.2	2.6	1.0	-8.7	-10.3	-5.2	1.1	-0.3	5.6
3/4	2.0	1.2	4.5	4.2	4.1	4.4	4.1	2.0	10.6	4.3	7.8	-3.1	0.7	-0.6	4.5
4/4	1.8	3.0	-1.6	9.3	13.7	-1.9	1.4	1.7	0.4	22.6	35.7	-5.1	-2.9	-3.4	-1.3
2020.1/4	0.1	-0.3	3.6	4.9	5.4	3.4	-2.1	-2.4	-1.2	17.2	21.3	9.3	-2.0	-3.8	4.0
2/4	-5.5	-6.5	-0.6	4.2	2.6	8.4	1.5	-0.2	7.1	8.4	7.6	9.9	-10.9	-12.2	-6.9
3/4	-0.8	-1.1	1.6	2.5	-0.2	9.7	0.9	0.8	1.1	5.0	-1.8	21.6	-2.2	-1.5	-3.9
4/4	-1.1	-2.9	6.5	-3.0	-8.5	13.3	-2.7	-5.4	5.3	-3.4	-12.8	24.9	1.3	1.1	1.3
2021.1/4	5.9	3.3	13.5	7.4	1.2	24.5	3.4	-0.7	17.1	13.1	4.4	32.9	4.8	4.7	5.0
2/4	11.1	8.4	18.6	6.9	3.1	17.3	1.0	-3.1	13.2	15.8	13.1	21.8	14.1	12.3	19.8
3/4	3.2	-0.6	14.9	3.2	-0.8	14.1	-2.9	-7.9	13.1	13.1	12.0	15.1	3.2	-0.6	15.8
4/4	4.6	0.9	15.4	5.2	2.5	12.0	3.6	1.5	9.1	7.7	4.0	15.7	3.9	-0.3	18.5
2022.1/4	1.5	-0.7	7.3	-1.1	-1.8	0.6	0.9	-2.7	10.8	-3.6	-0.4	-9.4	3.3	0.0	13.5
2/4	0.7	-1.2	6.4	-1.1	-3.2	3.6	-0.2	-3.8	9.6	-2.5	-2.3	-2.7	2.2	0.0	8.9
3/4	3.6	0.9	10.6	3.0	1.0	7.4	4.0	0.7	12.1	1.6	1.3	2.0	4.1	0.9	13.1
4/4	-0.2	-1.7	4.1	0.6	0.0	2.0	-3.3	-6.8	5.7	5.9	10.1	-2.5	-0.5	-2.8	5.9
2023.1/4	-0.4	-1.9	3.8	-1.5	-3.0	1.7	-0.6	-2.8	4.5	-2.9	-3.5	-1.6	0.5	-1.3	5.5
2/4 ^P	-1.6	-2.0	-0.1	-2.9	-4.3	0.2	-2.5	-4.0	1.1	-3.4	-4.7	-0.9	-0.5	-0.5	-0.4

2. 업종별 국내공급지수

○ 원지수, 증감률

(2020=100, %, 원지수)

	식료품			음료			담배			섬유제품			의복·모피		
	가중치	국산	수입	가중치	국산	수입	가중치	국산	수입	가중치	국산	수입	가중치	국산	수입
지수	844.9	667.7	177.2	88.3	79.2	9.0	15.5	12.8	2.7	196.7	148.3	48.4	180.4	133.5	46.9
2018	95.9	94.9	99.4	101.5	101.7	99.1	98.9	88.8	130.9	106.1	112.3	92.0	114.9	117.1	110.1
2019	98.7	98.4	99.6	102.4	102.2	104.0	94.8	94.6	95.4	103.4	107.6	93.9	114.5	113.9	115.9
2020	100.0	100.0	100.0	100.0	100.0	100.0	100.0	100.0	100.0	100.0	100.0	100.0	100.0	100.0	100.0
2021	100.0	99.1	103.7	104.6	103.2	116.7	94.7	96.2	87.4	101.7	103.3	96.8	107.1	102.4	120.5
2022	101.6	100.6	105.0	114.4	110.8	145.9	102.4	95.5	135.1	97.4	98.4	94.1	110.1	97.4	146.3
2018.2/4	95.4	93.8	100.8	105.9	106.3	102.4	97.0	87.3	127.6	112.2	119.5	95.8	103.4	107.8	93.5
3/4	95.6	96.3	93.3	109.8	110.2	106.1	103.2	93.5	133.9	100.5	105.7	88.9	117.9	114.9	124.7
4/4	98.7	96.9	105.0	95.9	95.4	100.4	103.9	90.8	145.3	111.1	117.2	97.4	127.2	129.2	122.7
2019.1/4	96.3	94.4	103.0	95.5	95.2	97.8	84.6	80.6	97.4	98.5	103.1	87.9	113.0	116.0	106.2
2/4	99.5	97.9	105.2	109.9	109.7	111.7	100.0	98.7	103.9	107.5	111.8	98.1	103.0	106.3	95.3
3/4	99.5	100.8	95.3	107.2	107.4	105.5	101.5	103.4	95.4	100.7	103.8	93.8	119.2	108.3	144.0
4/4	99.3	100.6	94.7	96.9	96.4	100.9	93.0	95.5	85.0	106.9	111.8	96.0	122.8	125.0	117.9
2020.1/4	98.2	98.0	99.0	90.3	90.5	88.1	93.0	91.6	99.6	95.4	96.7	91.2	94.4	94.5	93.9
2/4	98.4	97.5	101.9	108.3	108.6	105.8	100.0	95.5	121.0	97.5	95.3	104.2	93.2	99.0	76.6
3/4	103.4	104.3	99.8	109.4	109.6	107.6	107.4	112.6	83.2	101.5	99.9	106.7	99.8	92.8	119.7
4/4	100.0	100.2	99.2	92.1	91.3	98.6	99.6	100.3	96.2	105.6	108.0	98.0	112.7	113.7	109.8
2021.1/4	98.3	96.5	105.2	91.4	90.6	98.7	89.1	88.9	89.9	96.8	98.9	90.3	99.5	96.4	108.2
2/4	99.0	97.4	105.3	110.4	109.2	121.6	94.3	94.7	92.5	104.0	105.1	100.5	103.3	104.1	101.1
3/4	99.3	99.4	99.2	111.6	111.1	116.2	100.4	104.3	82.1	98.4	99.0	96.6	103.4	92.7	133.9
4/4	103.5	103.1	105.1	104.8	101.9	130.2	95.0	97.1	85.3	107.7	110.2	99.9	122.1	116.2	138.6
2022.1/4	99.9	99.1	102.9	103.1	100.4	127.1	87.8	82.8	111.4	94.2	95.5	90.2	104.6	94.6	132.8
2/4	102.7	102.2	104.8	121.4	118.2	149.2	109.1	102.2	141.6	99.8	101.5	94.7	103.5	95.6	126.1
3/4	104.1	102.2	111.4	125.8	122.9	151.0	107.6	104.3	123.0	95.5	95.3	96.4	113.6	92.3	174.4
4/4	99.5	99.1	100.9	107.4	101.9	156.3	105.2	92.6	164.4	99.9	101.4	95.2	118.6	106.9	151.8
2023.1/4	96.4	94.3	104.0	106.3	101.8	145.0	102.4	91.2	154.9	94.2	96.0	88.9	106.5	92.8	145.6
2/4 ^p	98.1	96.4	104.3	118.5	114.6	153.0	103.6	101.6	112.7	97.2	98.3	93.5	96.2	85.7	126.1
전년동기비															
2018	4.6	1.7	16.0	0.9	-0.2	10.6	12.3	-2.7	67.6	-2.3	-5.0	6.1	2.4	-2.1	15.2
2019	2.9	3.7	0.2	0.9	0.4	4.9	-4.2	6.5	-27.1	-2.5	-4.2	2.1	-0.3	-2.7	5.3
2020	1.4	1.6	0.4	-2.3	-2.1	-3.8	5.5	5.8	4.8	-3.3	-7.1	6.5	-12.7	-12.2	-13.7
2021	0.0	-0.9	3.7	4.6	3.2	16.7	-5.3	-3.8	-12.6	1.7	3.3	-3.2	7.1	2.4	20.5
2022	1.6	1.5	1.3	9.4	7.4	25.0	8.1	-0.7	54.6	-4.2	-4.7	-2.8	2.8	-4.9	21.4
2018.2/4	5.2	2.4	15.5	-1.5	-2.5	7.9	6.7	-10.4	80.9	-0.2	-2.4	6.8	4.7	0.0	19.3
3/4	-0.5	-2.9	9.2	-3.5	-4.8	8.8	7.6	-8.4	74.5	-7.3	-10.7	3.2	-1.8	-5.7	7.3
4/4	9.9	5.8	25.6	4.8	4.0	12.1	24.2	11.6	60.1	2.4	-0.7	11.9	8.8	4.2	22.1
2019.1/4	2.5	1.9	4.6	1.2	0.1	11.5	-7.7	-3.7	-16.7	-2.0	-3.6	2.4	1.7	-0.3	6.9
2/4	4.3	4.3	4.4	3.8	3.2	9.1	3.1	13.1	-18.6	-4.2	-6.5	2.3	-0.5	-1.4	1.9
3/4	4.1	4.7	2.1	-2.4	-2.6	-0.6	-1.7	10.6	-28.8	0.2	-1.8	5.5	1.2	-5.7	15.5
4/4	0.6	3.8	-9.8	1.1	1.1	0.5	-10.5	5.2	-41.5	-3.8	-4.6	-1.5	-3.4	-3.3	-3.9
2020.1/4	2.0	3.8	-3.9	-5.4	-4.9	-9.9	9.9	13.7	2.3	-3.1	-6.3	3.8	-16.5	-18.6	-11.6
2/4	-1.1	-0.4	-3.2	-1.5	-1.0	-5.3	0.0	-3.3	16.5	-9.3	-14.7	6.2	-9.5	-6.9	-19.6
3/4	3.9	3.5	4.7	2.1	2.1	2.0	5.8	8.9	-12.8	0.8	-3.7	13.7	-16.3	-14.3	-16.9
4/4	0.7	-0.4	4.7	-5.0	-5.3	-2.2	7.1	5.0	13.2	-1.2	-3.4	2.1	-8.2	-9.1	-6.8
2021.1/4	0.1	-1.5	6.3	1.2	0.1	12.0	-4.2	-2.9	-9.7	1.5	2.3	-1.0	5.4	2.0	15.2
2/4	0.6	-0.1	3.3	1.9	0.6	14.9	-5.7	-0.8	-23.6	6.7	10.3	-3.6	10.8	5.2	32.0
3/4	-4.0	-4.7	-0.6	2.0	1.4	8.0	-6.5	-7.4	-1.3	-3.1	-0.9	-9.5	3.6	-0.1	11.9
4/4	3.5	2.9	5.9	13.8	11.6	32.0	-4.6	-3.2	-11.3	2.0	2.0	1.9	8.3	2.2	26.2
2022.1/4	1.6	2.7	-2.2	12.8	10.8	28.8	-1.5	-6.9	23.9	-2.7	-3.4	-0.1	5.1	-1.9	22.7
2/4	3.7	4.9	-0.5	10.0	8.2	22.7	15.7	7.9	53.1	-4.0	-3.4	-5.8	0.2	-8.2	24.7
3/4	4.8	2.8	12.3	12.7	10.6	29.9	7.2	0.0	49.8	-2.9	-3.7	-0.2	9.9	-0.4	30.2
4/4	-3.9	-3.9	-4.0	2.5	0.0	20.0	10.7	-4.6	92.7	-7.2	-8.0	-4.7	-2.9	-8.0	9.5
2023.1/4	-3.5	-4.8	1.1	3.1	1.4	14.1	16.6	10.1	39.0	0.0	0.5	-1.4	1.8	-1.9	9.6
2/4 ^p	-4.5	-5.7	-0.5	-2.4	-3.0	2.5	-5.0	-0.6	-20.4	-2.6	-3.2	-1.3	-7.1	-10.4	0.0

	가죽·신발			나무제품			종이제품			인쇄·기록매체			석유정제		
	가중치	국산	수입	가중치	국산	수입	가중치	국산	수입	가중치	국산	수입	가중치	국산	수입
지수	74.1	29.6	44.5	75.8	57.4	18.4	188.9	164.7	24.1	69.5	65.9	3.7	367.5	249.4	118.1
2018	106.5	146.7	90.4	112.5	112.7	112.1	100.0	99.8	101.0	108.1	107.7	113.3	106.6	109.4	100.0
2019	106.0	123.6	99.0	101.6	101.4	102.3	101.4	100.9	104.2	100.7	100.9	96.3	105.4	108.7	97.7
2020	100.0	100.0	100.0	100.0	100.0	100.0	100.0	100.0	100.0	100.0	100.0	100.0	100.0	100.0	100.0
2021	104.1	90.9	113.0	100.9	98.8	107.5	101.0	101.6	97.1	103.1	102.9	106.8	103.4	100.7	109.0
2022	116.8	94.3	131.7	91.3	84.9	111.3	99.3	100.8	89.1	100.0	99.3	113.4	103.1	101.6	106.4
2018.2/4	110.4	163.0	89.2	115.2	115.8	113.6	98.4	97.8	101.4	111.0	110.1	124.8	105.2	110.4	92.9
3/4	101.8	143.5	85.0	111.7	111.1	113.1	96.7	96.6	97.5	98.4	97.7	109.0	105.6	108.3	99.2
4/4	101.5	126.8	91.3	115.4	114.4	117.4	105.8	106.4	102.5	112.6	113.1	105.7	111.0	111.8	109.3
2019.1/4	106.0	127.1	97.6	102.0	100.8	104.9	99.2	98.0	106.4	100.1	100.6	91.3	103.6	112.1	83.8
2/4	108.3	134.0	98.0	102.1	99.7	107.9	98.7	98.6	99.6	97.3	97.6	93.2	105.6	109.8	95.7
3/4	103.9	116.2	98.9	97.7	98.2	96.6	101.3	100.4	106.6	94.3	94.2	96.1	106.0	104.0	110.9
4/4	105.8	117.1	101.3	104.8	106.9	99.7	106.4	106.8	104.2	110.9	111.3	104.7	106.5	109.1	100.2
2020.1/4	103.4	107.9	100.3	97.9	98.9	94.9	100.6	100.5	101.1	96.9	97.2	90.0	112.0	100.3	136.5
2/4	97.8	102.6	94.6	99.7	96.7	109.1	95.3	94.0	104.2	93.0	93.5	84.4	99.1	99.3	98.7
3/4	98.3	93.6	101.5	96.7	95.9	99.3	100.1	100.7	95.5	99.4	99.4	99.7	94.4	95.7	91.6
4/4	100.5	95.9	103.6	105.7	108.6	96.6	104.1	104.8	99.2	110.7	109.9	125.9	94.5	104.7	73.1
2021.1/4	102.6	86.6	113.3	99.5	101.2	94.0	101.7	102.7	94.8	100.9	100.8	104.2	95.3	97.3	91.0
2/4	111.5	101.8	118.0	104.5	101.8	112.8	98.7	99.5	93.6	100.9	100.8	102.9	103.4	101.4	107.7
3/4	96.2	82.9	105.1	95.7	91.2	109.5	97.0	97.0	97.1	97.9	96.8	116.5	106.0	98.8	121.2
4/4	106.2	92.2	115.5	104.0	100.9	113.9	106.7	107.2	102.7	112.8	113.3	103.8	108.8	105.4	115.9
2022.1/4	116.7	94.1	131.8	93.9	89.3	108.3	99.0	100.6	88.7	99.9	98.7	121.5	101.1	100.2	103.1
2/4	122.9	99.7	138.3	91.9	84.4	115.4	100.5	102.3	88.4	97.3	97.3	95.7	98.5	98.5	98.7
3/4	115.4	92.9	130.4	90.2	83.7	110.6	98.8	99.9	91.4	95.7	94.0	126.3	106.8	103.8	113.2
4/4	112.0	90.7	126.2	89.3	82.4	110.8	99.0	100.6	87.9	107.3	107.1	110.1	106.0	103.8	110.7
2023.1/4	117.5	92.5	134.1	82.0	74.6	105.0	94.3	94.6	92.6	94.5	92.7	127.3	99.8	95.9	107.9
2/4 ^P	115.6	94.0	130.0	82.4	76.6	100.5	93.2	93.7	90.0	96.2	95.5	109.0	101.4	102.0	100.1
전년동기비															
2018	0.7	-10.2	9.5	-3.6	-7.5	6.9	0.9	1.5	-2.1	-4.0	-1.7	-27.0	4.0	1.3	11.9
2019	-0.5	-15.8	9.5	-9.7	-10.1	-8.8	1.5	1.1	3.2	-6.9	-6.3	-15.0	-1.0	-0.6	-2.3
2020	-5.7	-19.1	1.1	-1.6	-1.4	-2.2	-1.4	-0.9	-4.0	-0.7	-0.9	3.8	-5.2	-8.0	2.4
2021	4.1	-9.1	13.0	0.9	-1.2	7.5	1.0	1.6	-2.9	3.1	2.9	6.8	3.4	0.7	9.0
2022	12.2	3.7	16.5	-9.5	-14.1	3.5	-1.7	-0.8	-8.2	-3.0	-3.5	6.2	-0.3	0.9	-2.4
2018.2/4	4.6	-0.1	8.3	-4.3	-8.0	6.0	1.5	2.2	-1.7	0.4	4.3	-31.9	1.6	3.6	-3.5
3/4	-0.3	-7.4	5.2	-6.8	-10.0	1.4	-5.3	-4.0	-11.9	-10.3	-9.4	-21.4	5.6	2.9	13.3
4/4	4.9	-9.3	14.9	0.4	-4.9	15.1	6.5	7.0	4.2	-1.7	-0.7	-15.3	6.9	-0.7	31.5
2019.1/4	-5.7	-17.2	1.8	-5.5	-8.0	0.6	0.3	-0.3	3.6	-9.3	-8.5	-19.8	-0.8	4.8	-14.9
2/4	-1.9	-17.8	9.8	-11.3	-14.0	-5.0	0.4	0.8	-1.8	-12.4	-11.4	-25.4	0.4	-0.5	2.9
3/4	2.0	-19.0	16.4	-12.6	-11.6	-14.6	4.7	3.9	9.4	-4.2	-3.6	-11.8	0.4	-4.0	11.9
4/4	4.3	-7.6	11.0	-9.2	-6.6	-15.1	0.5	0.3	1.7	-1.5	-1.6	-0.9	-4.1	-2.4	-8.3
2020.1/4	-2.5	-15.1	2.8	-4.0	-1.8	-9.5	1.4	2.6	-5.0	-3.2	-3.4	-1.4	8.1	-10.5	62.9
2/4	-9.7	-23.4	-3.5	-2.4	-3.0	1.1	-3.5	-4.7	4.6	-4.4	-4.2	-9.4	-6.2	-9.6	3.2
3/4	-5.4	-19.4	2.6	-1.0	-2.3	2.8	-1.2	0.3	-10.5	5.4	5.5	3.7	-11.0	-8.0	-17.4
4/4	-5.0	-18.1	2.3	0.9	1.6	-3.1	-2.2	-1.8	-4.8	-0.2	-1.2	20.2	-11.2	-4.0	-27.1
2021.1/4	-0.8	-19.7	13.0	1.6	2.3	-0.9	1.1	2.2	-6.2	4.1	3.7	15.8	-14.9	-3.0	-33.3
2/4	14.0	-0.8	24.7	4.8	5.3	3.4	3.6	5.9	-10.2	8.5	7.8	21.9	4.3	2.1	9.1
3/4	-2.1	-11.4	3.5	-1.0	-4.9	10.3	-3.1	-3.7	1.7	-1.5	-2.6	16.9	12.3	3.2	32.3
4/4	5.7	-3.9	11.5	-1.6	-7.1	17.9	2.5	2.3	3.5	1.9	3.1	-17.6	15.1	0.7	58.5
2022.1/4	13.7	8.7	16.3	-5.6	-11.8	15.2	-2.7	-2.0	-6.4	-1.0	-2.1	16.6	6.1	3.0	13.3
2/4	10.2	-2.1	17.2	-12.1	-17.1	2.3	1.8	2.8	-5.6	-3.6	-3.5	-7.0	-4.7	-2.9	-8.4
3/4	20.0	12.1	24.1	-5.7	-8.2	1.0	1.9	3.0	-5.9	-2.2	-2.9	8.4	0.8	5.1	-6.6
4/4	5.5	-1.6	9.3	-14.1	-18.3	-2.7	-7.2	-6.2	-14.4	-4.9	-5.5	6.1	-2.6	-1.5	-4.5
2023.1/4	0.7	-1.7	1.7	-12.7	-16.5	-3.0	-4.7	-6.0	4.4	-5.4	-6.1	4.8	-1.3	-4.3	4.7
2/4 ^P	-5.9	-5.7	-6.0	-10.3	-9.2	-12.9	-7.3	-8.4	1.8	-1.1	-1.8	13.9	2.9	3.6	1.4

	화학제품			의약품			고무·플라스틱			비금속광물			1차금속		
	가중치	국산	수입	가중치	국산	수입	가중치	국산	수입	가중치	국산	수입	가중치	국산	수입
지수	928.2	653.2	275.0	204.4	143.9	60.5	498.8	438.2	60.5	289.3	251.1	38.2	859.2	659.9	199.3
2018	105.2	106.8	101.7	87.9	88.6	86.3	102.8	105.0	90.1	111.1	110.8	112.7	110.1	107.8	117.2
2019	104.4	106.1	100.5	92.8	93.0	92.4	101.7	103.2	93.1	104.8	104.4	107.0	108.6	105.2	119.5
2020	100.0	100.0	100.0	100.0	100.0	100.0	100.0	100.0	100.0	100.0	100.0	100.0	100.0	100.0	100.0
2021	109.6	108.5	112.2	110.9	103.6	128.4	105.2	104.1	113.0	103.3	102.1	110.7	110.1	105.4	125.8
2022	107.4	101.1	122.5	127.3	115.8	154.6	104.0	101.5	122.6	97.7	95.7	110.8	102.3	100.1	109.7
2018.2/4	107.1	110.5	99.5	87.3	87.9	86.1	105.0	107.4	91.2	122.3	123.1	117.2	112.5	111.7	115.2
3/4	103.9	105.7	100.0	87.3	88.3	85.1	99.7	101.6	88.6	106.7	105.8	112.4	107.2	104.6	115.1
4/4	105.0	103.9	107.6	91.9	92.0	91.7	107.4	109.6	94.6	122.5	123.2	118.3	113.6	110.9	121.9
2019.1/4	106.3	107.1	104.6	87.8	88.4	86.4	97.9	99.7	87.0	90.4	88.6	101.9	109.8	105.4	123.4
2/4	105.6	108.5	99.1	93.1	92.5	94.2	105.1	107.3	92.0	115.0	115.3	112.8	112.1	108.0	124.9
3/4	103.1	104.7	99.6	93.3	93.6	92.5	99.7	100.1	97.3	100.6	99.4	108.4	104.6	102.0	112.9
4/4	102.6	104.3	98.9	97.1	97.4	96.5	104.4	105.8	96.0	113.0	114.3	104.8	108.0	105.2	116.7
2020.1/4	100.8	101.5	99.4	99.3	99.7	98.4	95.6	96.4	89.4	84.5	83.0	94.6	101.2	99.4	107.2
2/4	96.7	96.7	96.8	95.1	94.1	97.6	94.7	94.6	96.1	104.1	104.2	103.6	96.9	95.3	102.3
3/4	97.9	99.1	95.2	103.9	105.9	99.3	101.8	101.8	102.2	96.1	96.0	96.8	96.2	98.4	88.9
4/4	104.5	102.8	108.7	101.6	100.3	104.8	107.8	107.2	112.2	115.3	116.8	105.0	105.7	107.0	101.6
2021.1/4	109.8	110.5	108.3	98.2	94.4	107.4	104.5	103.4	112.8	90.8	89.0	102.8	106.9	103.9	116.9
2/4	112.2	110.8	115.6	104.6	102.8	108.9	107.5	106.6	114.3	110.9	110.2	114.9	114.0	109.2	129.9
3/4	105.0	104.0	107.6	119.0	107.3	147.0	101.4	100.1	111.1	98.4	97.1	106.7	110.2	103.9	131.1
4/4	111.3	108.8	117.3	121.9	109.8	150.5	107.3	106.4	113.8	113.0	112.2	118.4	109.3	104.5	125.4
2022.1/4	113.9	113.3	115.2	123.0	110.3	153.1	102.6	99.5	124.8	86.8	83.2	110.0	108.1	105.7	116.0
2/4	113.1	105.9	130.0	127.8	112.7	163.8	108.9	106.8	124.5	105.3	103.4	117.8	108.8	105.1	121.0
3/4	103.7	94.2	126.4	125.4	121.9	133.9	100.7	97.8	121.5	96.8	94.6	111.7	98.6	96.5	105.6
4/4	99.1	90.9	118.5	133.1	118.5	167.7	103.9	101.8	119.5	101.9	101.6	103.7	93.9	93.2	96.1
2023.1/4	106.6	96.9	129.6	122.5	113.4	144.3	97.2	95.8	106.9	85.5	83.7	97.4	100.4	99.3	103.8
2/4 ^P	106.7	96.8	130.1	128.8	122.0	144.8	101.9	100.3	113.4	100.7	100.8	100.0	103.8	103.3	105.4
전년동기비															
2018	2.9	1.9	5.3	3.4	3.6	2.8	-4.0	-5.3	5.6	-4.1	-4.6	-1.0	-3.9	-2.4	-7.8
2019	-0.8	-0.6	-1.2	5.6	5.0	7.1	-1.0	-1.6	3.3	-5.7	-5.8	-5.1	-1.3	-2.5	2.0
2020	-4.2	-5.8	-0.5	7.7	7.6	8.2	-1.7	-3.1	7.4	-4.5	-4.2	-6.5	-7.9	-4.9	-16.3
2021	9.6	8.5	12.2	10.9	3.6	28.4	5.2	4.1	13.0	3.3	2.1	10.7	10.1	5.4	25.8
2022	-2.0	-6.8	9.2	14.8	11.8	20.4	-1.1	-2.5	8.5	-5.4	-6.3	0.1	-7.1	-5.0	-12.8
2018.2/4	4.2	5.6	0.8	3.6	4.8	0.9	-4.6	-6.2	7.3	-4.0	-4.5	-1.2	-2.6	0.6	-11.1
3/4	-0.5	-1.0	0.7	-0.2	0.3	-1.3	-9.0	-9.9	-2.9	-7.9	-8.8	-2.5	-8.7	-6.6	-14.5
4/4	4.9	1.7	12.8	5.9	4.8	8.5	3.1	2.5	7.6	5.0	5.1	4.2	3.8	2.0	9.5
2019.1/4	1.4	0.0	4.8	3.4	2.7	5.1	-1.2	-1.5	1.1	-2.5	-2.8	-0.9	2.5	1.2	5.9
2/4	-1.4	-1.8	-0.5	6.6	5.3	9.5	0.1	-0.1	1.0	-6.0	-6.3	-3.7	-0.4	-3.2	8.4
3/4	-0.8	-1.0	-0.4	6.8	5.9	8.7	0.0	-1.5	9.9	-5.7	-6.1	-3.6	-2.4	-2.5	-1.9
4/4	-2.3	0.3	-8.1	5.7	5.9	5.2	-2.8	-3.5	1.6	-7.8	-7.2	-11.4	-4.9	-5.1	-4.2
2020.1/4	-5.2	-5.2	-5.0	13.1	12.8	13.9	-2.3	-3.3	2.8	-6.5	-6.3	-7.1	-7.8	-5.7	-13.1
2/4	-8.4	-10.9	-2.3	2.1	1.7	3.6	-9.9	-11.8	4.4	-9.5	-9.7	-8.1	-13.6	-11.8	-18.1
3/4	-5.1	-5.3	-4.4	11.4	13.2	7.3	2.1	1.7	5.0	-4.5	-3.4	-10.7	-8.0	-3.5	-21.3
4/4	1.8	-1.4	9.9	4.6	3.0	8.6	3.3	1.3	16.8	2.0	2.2	0.2	-2.1	1.7	-12.9
2021.1/4	8.9	8.9	9.0	-1.1	-5.3	9.1	9.3	7.3	26.2	7.5	7.2	8.7	5.6	4.5	9.0
2/4	16.0	14.6	19.4	10.0	9.2	11.6	13.5	12.7	18.9	6.5	5.8	10.9	17.6	14.6	27.0
3/4	7.3	4.9	13.0	14.5	1.3	48.0	-0.4	-1.7	8.7	2.4	1.1	10.2	14.6	5.6	47.5
4/4	6.5	5.8	7.9	20.0	9.5	43.6	-0.5	-0.7	1.4	-2.0	-3.9	12.8	3.4	-2.3	23.4
2022.1/4	3.7	2.5	6.4	25.3	16.8	42.6	-1.8	-3.8	10.6	-4.4	-6.5	7.0	1.1	1.7	-0.8
2/4	0.8	-4.4	12.5	22.2	9.6	50.4	1.3	0.2	8.9	-5.0	-6.2	2.5	-4.6	-3.8	-6.9
3/4	-1.2	-9.4	17.5	5.4	13.6	-8.9	-0.7	-2.3	9.4	-1.6	-2.6	4.7	-10.5	-7.1	-19.5
4/4	-11.0	-16.5	1.0	9.2	7.9	11.4	-3.2	-4.3	5.0	-9.8	-9.4	-12.4	-14.1	-10.8	-23.4
2023.1/4	-6.4	-14.5	12.5	-0.4	2.8	-5.7	-5.3	-3.7	-14.3	-1.5	0.6	-11.5	-7.1	-6.1	-10.5
2/4 ^P	-5.7	-8.6	0.1	0.8	8.3	-11.6	-6.4	-6.1	-8.9	-4.4	-2.5	-15.1	-4.6	-1.7	-12.9

	금속가공			전자·통신 ¹⁾											
	가중치	국산		수입	국산	수입	반도체		전자부품			컴퓨터			
		국산	수입				국산	수입	국산	수입	국산	수입	국산	수입	
지수	652.2	602.0	50.2	1,027.1	537.9	489.2	399.1	185.2	213.9	255.6	201.4	54.2	96.6	16.7	79.9
2018	108.8	109.7	99.2	95.4	111.4	84.8	76.9	92.0	70.0	132.8	127.6	143.4	91.1	93.1	90.6
2019	105.9	106.2	102.3	100.4	111.3	93.3	91.0	99.9	87.0	113.6	111.9	117.2	91.4	106.1	87.7
2020	100.0	100.0	100.0	100.0	100.0	100.0	100.0	100.0	100.0	100.0	100.0	100.0	100.0	100.0	100.0
2021	95.7	93.8	118.5	107.3	98.7	116.8	111.7	97.0	124.5	106.4	108.4	98.8	122.9	109.3	125.7
2022	92.9	91.1	115.0	114.7	98.9	132.0	138.3	99.0	172.3	113.2	111.4	120.0	132.8	103.1	139.0
2018.2/4	109.9	110.8	100.7	92.0	109.3	80.5	73.1	88.3	66.2	135.2	125.9	154.1	89.6	93.2	88.7
3/4	106.3	107.0	99.5	93.3	108.1	83.4	79.3	90.7	74.1	132.1	124.4	147.5	81.7	80.7	82.0
4/4	115.4	116.9	99.2	100.3	111.3	92.9	79.1	90.4	73.9	134.2	135.3	131.9	90.7	96.2	89.3
2019.1/4	101.5	102.3	93.0	96.3	113.9	84.6	81.9	103.8	71.9	120.2	121.8	117.1	102.3	106.7	101.2
2/4	109.8	108.6	121.7	100.8	111.9	93.3	92.9	97.2	90.8	116.1	114.3	119.7	85.2	102.1	81.0
3/4	103.6	104.0	99.2	104.3	116.9	96.0	98.6	108.5	94.1	114.2	109.6	123.4	86.0	106.3	81.0
4/4	108.6	109.8	95.4	100.4	102.4	99.0	90.7	89.9	91.0	104.1	101.9	108.5	92.1	109.5	87.8
2020.1/4	96.7	97.2	90.6	99.2	105.8	91.9	103.4	117.5	91.1	99.3	98.3	103.1	96.4	121.4	91.1
2/4	98.2	97.7	103.2	92.8	93.2	92.5	85.2	85.4	84.9	96.4	95.9	98.2	104.6	103.3	104.9
3/4	98.1	98.1	98.5	104.9	106.4	103.2	104.2	99.0	108.7	104.2	104.9	101.6	92.8	75.3	96.5
4/4	107.0	106.9	107.8	103.1	94.6	112.4	107.3	98.1	115.3	100.1	101.0	97.1	106.2	100.0	107.4
2021.1/4	95.4	94.4	107.8	104.1	97.4	111.5	105.9	98.3	112.6	99.9	100.5	97.4	133.4	116.7	136.9
2/4	100.3	98.5	121.5	101.4	94.4	109.0	106.1	92.7	117.8	100.2	101.2	96.5	120.4	112.9	122.0
3/4	90.6	88.2	119.4	106.9	99.1	115.5	112.9	96.9	126.8	109.0	112.1	97.5	118.0	106.9	120.3
4/4	96.6	94.2	125.3	116.9	104.0	131.0	121.9	100.2	140.8	116.4	119.8	103.9	119.7	100.8	123.6
2022.1/4	89.6	87.7	112.4	113.8	102.4	126.3	131.0	103.0	155.1	120.3	123.1	109.7	153.0	121.9	159.5
2/4	93.4	91.0	121.6	111.3	100.3	123.5	130.0	102.8	153.6	123.4	119.3	138.9	125.7	93.5	132.4
3/4	90.3	88.2	114.4	116.6	97.9	137.1	143.8	97.8	183.5	112.0	107.5	128.7	132.8	94.2	140.9
4/4	98.5	97.4	111.5	116.9	95.0	141.1	148.4	92.2	197.1	97.3	95.9	102.6	119.8	103.0	123.3
2023.1/4	90.2	88.1	115.0	108.0	89.9	127.9	126.4	82.6	164.3	93.9	92.6	98.9	145.1	114.4	151.6
2/4 ^P	97.7	95.8	120.2	101.4	86.1	118.2	131.1	84.9	171.2	96.1	93.5	105.7	104.4	122.5	100.6
전년동기비															
2018	-4.9	-5.0	-3.9	2.5	0.2	4.6	6.2	4.9	6.9	2.0	-1.0	8.0	6.4	2.1	7.5
2019	-2.7	-3.2	3.2	5.2	-0.1	9.9	18.4	8.5	24.3	-14.4	-12.3	-18.3	0.3	14.0	-3.2
2020	-5.5	-5.8	-2.3	-0.4	-10.1	7.2	9.9	0.1	15.0	-12.0	-10.6	-14.6	9.4	-5.8	14.0
2021	-4.3	-6.2	18.5	7.3	-1.3	16.8	11.7	-3.0	24.5	6.4	8.4	-1.2	22.9	9.3	25.7
2022	-2.9	-2.9	-3.0	6.9	0.2	13.0	23.8	2.0	38.4	6.5	2.8	21.4	8.1	-5.7	10.6
2018.2/4	-6.6	-7.0	-2.3	0.1	-1.6	1.7	2.4	-4.3	6.9	4.2	-0.6	13.3	14.6	1.3	18.6
3/4	-8.3	-8.9	-0.6	0.0	-4.5	4.1	6.7	0.1	10.8	-1.6	-5.3	5.0	-3.1	0.1	-3.8
4/4	3.9	4.3	-1.7	3.9	0.4	6.8	10.2	10.1	10.1	0.5	2.4	-3.3	5.2	21.3	1.6
2019.1/4	-2.2	-1.9	-4.4	0.1	-2.5	2.7	7.8	5.0	9.6	-7.3	-2.2	-16.3	-0.1	4.2	-1.2
2/4	-0.1	-1.9	20.9	9.5	2.4	16.0	27.1	10.1	37.2	-14.1	-9.2	-22.3	-4.9	9.5	-8.7
3/4	-2.5	-2.8	-0.3	11.9	8.2	15.1	24.3	19.6	27.0	-13.6	-11.9	-16.3	5.3	31.7	-1.2
4/4	-5.9	-6.0	-3.8	0.1	-8.0	6.6	14.7	-0.6	23.1	-22.4	-24.7	-17.7	1.5	13.8	-1.7
2020.1/4	-4.7	-4.9	-2.6	3.0	-7.1	8.6	26.3	13.2	26.7	-17.4	-19.3	-12.0	-5.8	13.8	-10.0
2/4	-10.5	-10.1	-15.2	-7.9	-16.7	-0.9	-8.3	-12.1	-6.5	-17.0	-16.1	-18.0	22.8	1.1	29.5
3/4	-5.3	-5.7	-0.7	0.5	-9.0	7.5	5.7	-8.8	15.5	-8.8	-4.3	-17.6	8.0	-29.2	19.1
4/4	-1.5	-2.7	12.9	2.7	-7.6	13.5	18.3	9.1	26.7	-3.8	-0.9	-10.5	15.3	-8.7	22.4
2021.1/4	-1.3	-2.9	19.0	4.9	-7.9	21.3	2.4	-16.4	23.6	0.6	2.3	-5.5	38.4	-3.9	50.3
2/4	2.1	0.8	17.7	9.3	1.3	17.8	24.7	8.6	38.8	4.0	5.5	-1.7	15.1	9.3	16.3
3/4	-7.6	-10.1	21.2	1.9	-6.9	11.9	8.4	-2.1	16.6	4.6	6.9	-4.1	27.1	42.0	24.7
4/4	-9.7	-11.9	16.2	13.4	9.9	16.5	13.6	2.2	22.2	16.3	18.7	7.0	12.7	0.8	15.1
2022.1/4	-6.1	-7.1	4.3	9.3	5.1	13.3	23.6	4.8	37.8	20.4	22.5	12.7	14.6	4.5	16.4
2/4	-6.9	-7.6	0.1	9.8	6.3	13.3	22.5	10.8	30.3	23.2	17.9	43.9	4.4	-17.2	8.5
3/4	-0.3	0.0	-4.2	9.1	-1.2	18.7	27.4	1.0	44.7	2.7	-4.1	32.0	12.6	-11.9	17.1
4/4	2.0	3.4	-11.0	0.0	-8.7	7.7	21.8	-8.0	40.0	-16.5	-20.0	-1.2	0.1	2.2	-0.3
2023.1/4	0.7	0.5	2.3	-5.1	-12.2	1.3	-3.5	-19.8	5.9	-21.9	-24.8	-9.8	-5.2	-6.2	-5.0
2/4 ^P	4.6	5.3	-1.2	-8.9	-14.2	-4.3	0.8	-17.4	11.5	-22.1	-21.6	-23.9	-16.9	31.0	-24.0

1) 전자·통신: 반도체, 전자부품, 컴퓨터, 통신·방송장비, 영상·음향기기

○ 원지수, 증감률

(2020=100, %, 원지수)

	통신·방송장비						영상·음향기기			의료정밀광학			전기장비			기계장비		
	국산	수입	국산	수입	국산	수입	국산	수입	국산	수입	국산	수입	국산	수입	국산	수입		
가중치	224.7	96.0	128.7	51.1	38.6	12.5	305.0	159.9	145.0	581.9	445.5	136.3	1,015.5	717.3	298.2			
지 수																		
2018	97.8	121.9	83.7	106.7	105.7	108.8	108.6	120.1	95.9	100.8	102.5	95.5	104.0	102.9	106.4			
2019	110.6	134.0	97.0	93.4	89.7	100.9	98.3	101.5	94.7	99.3	101.1	93.4	94.1	97.4	86.6			
2020	100.0	100.0	100.0	100.0	100.0	100.0	100.0	100.0	100.0	100.0	100.0	100.0	100.0	100.0	100.0			
2021	103.2	102.6	103.7	66.0	41.8	140.7	116.8	118.2	115.2	109.1	104.2	125.1	113.1	108.7	123.7			
2022	75.4	93.8	61.7	75.4	43.8	172.8	122.1	121.3	123.1	113.2	104.0	143.2	114.6	109.4	127.2			
2018.2/4	89.9	123.4	70.3	102.0	95.6	114.9	110.7	123.1	97.0	101.1	102.2	97.7	114.2	113.1	116.8			
3/4	91.1	118.8	74.9	96.4	98.0	93.2	108.8	120.7	95.6	97.4	99.8	89.9	93.5	93.4	93.8			
4/4	113.5	116.4	111.7	100.0	93.4	113.7	113.4	126.8	98.7	107.9	112.6	92.9	96.1	97.1	93.7			
2019.1/4	98.8	123.6	84.3	103.5	97.5	116.0	92.3	98.5	85.6	92.7	94.2	88.4	90.0	91.5	86.6			
2/4	110.1	140.9	92.2	88.6	80.4	105.4	99.8	105.1	94.0	100.2	100.8	98.0	102.9	104.8	98.5			
3/4	115.6	149.0	96.2	89.2	89.5	88.9	96.3	96.1	96.7	95.9	96.8	93.2	86.8	90.3	79.2			
4/4	118.0	122.3	115.5	92.1	91.5	93.3	104.6	106.4	102.6	108.2	112.6	94.2	96.6	103.1	82.2			
2020.1/4	92.8	98.0	89.0	98.6	101.0	91.5	95.1	94.9	95.3	91.3	93.0	85.8	94.8	96.0	91.7			
2/4	95.0	95.9	94.3	103.1	105.0	97.2	93.6	93.8	93.4	99.0	98.7	100.1	104.1	102.4	108.2			
3/4	110.8	125.1	100.2	110.8	117.3	90.8	101.5	100.9	102.1	99.0	98.2	101.4	95.5	94.4	98.0			
4/4	101.4	81.0	116.5	87.4	76.7	120.5	109.8	110.4	109.2	110.7	110.1	112.7	105.7	107.1	102.1			
2021.1/4	101.6	107.2	97.4	66.6	43.7	137.5	114.4	109.3	120.1	99.1	96.0	109.4	109.8	103.8	124.4			
2/4	94.1	102.4	88.0	66.0	39.7	147.2	120.2	128.6	110.9	107.7	103.0	122.9	122.7	117.9	134.4			
3/4	99.6	99.1	99.9	60.5	37.7	131.1	110.3	113.1	107.2	107.9	101.8	127.6	106.5	102.8	115.4			
4/4	117.6	101.9	129.4	70.9	46.3	146.9	122.3	121.8	122.7	121.7	115.9	140.5	113.4	110.4	120.6			
2022.1/4	67.1	76.2	60.3	77.9	47.6	171.5	114.8	115.2	114.3	104.6	97.5	127.8	105.8	101.6	116.1			
2/4	67.8	82.0	57.2	69.7	37.5	169.3	123.8	125.2	122.3	111.5	102.9	139.8	118.3	112.0	133.6			
3/4	77.1	103.5	57.4	69.9	35.8	175.5	122.7	120.8	124.7	113.1	101.9	149.6	112.5	105.9	128.2			
4/4	89.6	113.3	72.0	83.9	54.5	174.9	127.3	123.9	131.1	123.4	113.6	155.7	121.9	118.2	130.8			
2023.1/4	80.6	110.6	58.3	84.7	48.6	196.0	115.2	109.5	121.5	111.5	98.3	154.7	104.6	99.4	117.2			
2/4 ^P	59.8	84.1	41.6	72.8	42.9	165.1	114.3	107.5	121.8	110.4	97.7	152.0	116.7	106.7	140.7			
전년동기비																		
2018	-2.2	-2.6	-1.8	0.6	-0.3	2.5	8.7	11.8	4.7	1.6	3.6	-4.6	-6.7	-6.3	-7.4			
2019	13.2	9.9	16.0	-12.5	-15.1	-7.3	-9.5	-15.5	-1.3	-1.5	-1.3	-2.2	-9.6	-5.4	-18.6			
2020	-9.6	-25.3	3.0	7.1	11.5	-0.9	1.8	-1.5	5.6	0.7	-1.1	7.0	6.3	2.7	15.5			
2021	3.2	2.6	3.7	-34.0	-58.2	40.7	16.8	18.2	15.2	9.1	4.2	25.1	13.1	8.7	23.7			
2022	-26.9	-8.6	-40.5	14.2	4.8	22.8	4.5	2.6	6.9	3.8	-0.2	14.5	1.3	0.6	2.8			
2018.2/4	-10.6	0.1	-19.6	-0.5	-4.5	6.6	6.5	8.2	4.3	2.4	3.6	-1.1	-6.3	-6.8	-5.0			
3/4	-4.8	-7.8	-2.0	-6.5	-6.8	-5.8	6.2	10.1	1.3	-4.1	-0.4	-15.1	-16.7	-14.4	-21.4			
4/4	0.9	-11.3	9.9	-2.9	-9.3	10.4	12.4	19.8	3.4	3.8	9.2	-12.8	-10.1	-7.7	-15.2			
2019.1/4	2.2	-4.0	8.2	-19.3	-28.2	2.4	-9.1	-10.4	-7.3	-4.3	-1.3	-13.1	-19.9	-15.4	-28.7			
2/4	22.5	14.2	31.2	-13.1	-15.9	-8.3	-9.9	-14.7	-3.1	-0.9	-1.3	0.3	-10.0	-7.3	-15.7			
3/4	26.9	25.4	28.4	-7.5	-8.7	-4.6	-11.4	-20.4	1.1	-1.5	-3.0	3.6	-7.2	-3.3	-15.5			
4/4	4.0	5.1	3.4	-7.9	-2.0	-17.9	-7.8	-16.1	3.9	0.3	0.0	1.3	0.6	6.2	-12.3			
2020.1/4	-6.1	-20.7	5.6	-4.7	3.6	-21.1	3.0	-3.6	11.4	-1.6	-1.2	-2.9	5.4	4.9	5.9			
2/4	-13.7	-32.0	2.3	16.4	30.7	-7.8	-6.2	-10.7	-0.6	-1.2	-2.1	2.1	1.2	-2.3	9.8			
3/4	-4.1	-16.1	4.1	24.3	31.1	2.1	5.3	5.0	5.6	3.2	1.4	8.8	10.0	4.6	23.7			
4/4	-14.1	-33.7	0.9	-5.1	-16.2	29.2	5.0	3.8	6.5	2.3	-2.2	19.7	9.4	3.9	24.2			
2021.1/4	9.4	9.4	9.4	-32.4	-56.8	50.3	20.3	15.2	26.0	8.5	3.2	27.5	15.8	8.1	35.7			
2/4	-0.9	6.8	-6.7	-36.0	-62.2	51.5	28.4	37.1	18.7	8.8	4.4	22.8	17.9	15.1	24.2			
3/4	-10.1	-20.7	-0.2	-45.4	-67.9	44.4	8.7	12.1	5.0	9.0	3.7	25.8	11.5	8.9	17.8			
4/4	16.0	25.8	11.0	-18.8	-39.6	21.9	11.4	10.3	12.4	9.9	5.3	24.7	7.3	3.1	18.1			
2022.1/4	-33.9	-28.9	-38.0	16.9	8.9	24.7	0.3	5.4	-4.8	5.5	1.6	16.8	-3.6	-2.1	-6.7			
2/4	-28.0	-19.8	-35.0	5.6	-5.6	15.0	3.0	-2.6	10.3	3.5	-0.1	13.8	-3.6	-5.0	-0.6			
3/4	-22.5	4.4	-42.5	15.6	-5.0	33.8	11.2	6.8	16.3	4.8	0.1	17.2	5.6	3.0	11.1			
4/4	-23.8	11.1	-44.4	18.3	17.5	19.0	4.1	1.7	6.8	1.4	-2.0	10.8	7.5	7.1	8.5			
2023.1/4	20.1	45.1	-3.3	8.7	2.1	14.3	0.3	-4.9	6.3	6.6	0.8	21.0	-1.1	-2.2	0.9			
2/4 ^P	-11.8	2.6	-27.3	4.4	14.4	-2.5	-7.7	-14.1	-0.4	-1.0	-5.1	8.7	-1.4	-4.7	5.3			

○ 원지수, 증감률

(2020=100, %, 원지수)

	자동차			기타운송장비			가구			기타제품			기계·장비수리		
	가중치	국산	수입	국산	수입	가중치	국산	수입	국산	수입	가중치	국산	수입		
지 수	1,104.2	964.0	140.2	176.6	122.2	54.4	104.6	86.3	18.3	99.6	63.3	36.3	51.9	51.9	-
2018	96.4	97.1	91.8	65.1	59.9	93.1	96.3	97.9	86.1	97.5	97.0	98.6	-	-	-
2019	98.9	99.6	93.9	99.4	99.3	99.4	94.3	94.9	90.3	102.8	103.7	100.9	-	-	-
2020	100.0	100.0	100.0	100.0	100.0	100.0	100.0	100.0	100.0	100.0	100.0	100.0	100.0	100.0	-
2021	103.1	102.5	106.9	105.2	104.3	107.3	100.5	98.4	110.4	109.2	99.6	125.9	93.9	93.9	-
2022	111.0	107.9	132.4	108.4	106.3	113.1	90.7	89.3	97.5	120.1	104.4	147.5	102.1	102.1	-
2018.2/4	99.9	100.2	98.1	66.2	63.6	80.4	96.4	97.4	90.2	105.2	105.3	105.1	-	-	-
3/4	90.0	91.5	80.3	60.0	52.2	101.7	89.5	90.4	83.8	90.8	89.7	93.0	-	-	-
4/4	104.3	105.7	95.0	57.6	51.6	89.5	102.2	104.0	90.5	105.7	107.5	101.9	-	-	-
2019.1/4	92.8	94.4	82.8	50.7	43.9	87.2	94.6	95.8	87.1	88.0	85.9	92.0	-	-	-
2/4	101.1	103.4	86.4	76.7	72.7	98.1	91.5	91.6	91.0	109.5	110.8	106.8	-	-	-
3/4	94.2	93.7	97.4	107.3	106.2	112.8	89.4	89.5	89.1	101.7	101.6	101.8	-	-	-
4/4	107.3	107.0	109.0	162.7	174.5	99.5	101.5	102.7	94.1	112.0	116.5	103.0	-	-	-
2020.1/4	90.8	91.5	86.2	110.8	118.9	92.7	100.2	103.6	84.4	87.1	87.4	86.5	100.8	100.8	-
2/4	97.7	97.5	99.5	94.7	94.4	95.3	99.9	98.6	105.7	103.4	105.3	100.2	100.4	100.4	-
3/4	100.1	101.1	93.5	97.8	80.8	136.0	94.1	92.2	102.8	100.6	100.2	101.3	93.9	93.9	-
4/4	111.3	109.9	120.9	96.7	105.9	76.0	105.8	105.6	107.1	108.9	107.1	112.0	104.9	104.9	-
2021.1/4	102.2	102.7	98.1	97.9	109.2	72.6	107.2	108.1	103.3	96.0	84.6	115.9	91.6	91.6	-
2/4	110.7	108.7	124.2	110.6	99.5	135.5	101.6	98.5	116.2	111.6	102.4	127.7	93.6	93.6	-
3/4	93.1	91.6	102.9	104.9	101.6	112.4	92.8	89.1	110.0	106.6	96.7	123.8	92.9	92.9	-
4/4	106.3	106.9	102.3	107.5	106.9	108.7	100.2	97.7	112.1	122.6	114.8	136.2	97.4	97.4	-
2022.1/4	98.4	96.8	109.6	103.3	99.5	111.7	100.7	101.4	97.3	106.2	88.9	136.5	90.8	90.8	-
2/4	111.8	109.3	129.4	107.8	101.6	121.8	93.4	91.9	100.7	132.1	119.4	154.4	103.3	103.3	-
3/4	108.9	104.8	137.4	98.9	92.1	114.0	85.3	82.1	100.7	118.8	100.6	150.6	95.6	95.6	-
4/4	124.7	120.6	153.2	123.7	132.0	105.1	83.4	81.7	91.3	123.2	108.8	148.4	118.9	118.9	-
2023.1/4	119.6	116.1	143.0	96.4	92.5	105.0	81.2	80.7	83.9	101.6	81.6	136.5	105.1	105.1	-
2/4 ^P	130.1	124.2	170.3	114.6	113.7	116.6	80.0	78.2	88.2	111.4	94.7	140.5	129.2	129.2	-
전년동기비															
2018	1.1	0.9	1.9	-16.1	-22.7	18.5	-3.6	-4.6	4.0	0.9	-3.3	10.4	-	-	-
2019	2.6	2.6	2.4	52.5	65.8	6.8	-2.1	-3.1	4.9	5.4	6.9	2.3	-	-	-
2020	1.1	0.4	6.5	0.7	0.7	0.6	6.1	5.4	10.7	-2.7	-3.6	-0.9	-	-	-
2021	3.1	2.5	6.9	5.2	4.3	7.3	0.5	-1.6	10.4	9.2	-0.4	25.9	-6.1	-6.1	-
2022	7.7	5.3	23.9	3.0	1.9	5.4	-9.8	-9.2	-11.7	10.0	4.8	17.2	8.7	8.7	-
2018.2/4	0.0	-0.4	2.6	-12.1	-12.7	-9.9	-0.2	-1.1	6.3	4.2	0.6	12.4	-	-	-
3/4	-4.1	-3.9	-5.4	-28.6	-37.4	16.2	-10.4	-11.8	-0.2	-4.2	-8.8	6.0	-	-	-
4/4	12.4	14.8	-2.8	-38.6	-49.2	70.4	0.1	-1.0	8.3	3.3	0.3	10.1	-	-	-
2019.1/4	1.7	3.9	-11.6	-33.8	-39.2	-13.4	-2.5	-4.0	8.9	-0.5	0.5	-2.4	-	-	-
2/4	1.2	3.2	-11.9	15.9	14.4	22.1	-5.1	-6.0	0.9	4.0	5.2	1.6	-	-	-
3/4	4.7	2.4	21.3	78.7	103.4	11.0	-0.1	-1.0	6.2	12.0	13.3	9.4	-	-	-
4/4	2.9	1.2	14.7	182.3	237.9	11.1	-0.7	-1.3	4.1	6.0	8.3	1.1	-	-	-
2020.1/4	-2.2	-3.1	4.0	118.3	170.8	6.3	5.9	8.1	-3.1	-1.0	1.7	-6.0	-	-	-
2/4	-3.4	-5.7	15.1	23.4	29.8	-2.9	9.1	7.7	16.1	-5.5	-5.0	-6.2	-	-	-
3/4	6.3	7.9	-4.1	-8.8	-23.9	20.5	5.2	3.0	15.4	-1.1	-1.4	-0.4	-	-	-
4/4	3.7	2.7	10.9	-40.6	-39.3	-23.6	4.2	2.9	13.8	-2.7	-8.1	8.8	-	-	-
2021.1/4	12.6	12.2	13.8	-11.6	-8.2	-21.7	7.0	4.3	22.4	10.2	-3.2	34.0	-9.1	-9.1	-
2/4	13.3	11.5	24.8	16.8	5.4	42.2	1.7	-0.1	9.9	7.9	-2.8	27.4	-6.8	-6.8	-
3/4	-7.0	-9.4	10.1	7.3	25.7	-17.4	-1.4	-3.4	7.0	6.0	-3.5	22.2	-1.1	-1.1	-
4/4	-4.5	-2.7	-15.4	11.2	0.9	43.0	-5.3	-7.5	4.7	12.6	7.2	21.6	-7.1	-7.1	-
2022.1/4	-3.7	-5.7	11.7	5.5	-8.9	53.9	-6.1	-6.2	-5.8	10.6	5.1	17.8	-0.9	-0.9	-
2/4	1.0	0.6	4.2	-2.5	2.1	-10.1	-8.1	-6.7	-13.3	18.4	16.6	20.9	10.4	10.4	-
3/4	17.0	14.4	33.5	-5.7	-9.4	1.4	-8.1	-7.9	-8.5	11.4	4.0	21.6	2.9	2.9	-
4/4	17.3	12.8	49.8	15.1	23.5	-3.3	-16.8	-16.4	-18.6	0.5	-5.2	9.0	22.1	22.1	-
2023.1/4	21.5	19.9	30.5	-6.7	-7.0	-6.0	-19.4	-20.4	-13.8	-4.3	-8.2	0.0	15.7	15.7	-
2/4 ^P	16.4	13.6	31.6	6.3	11.9	-4.3	-14.3	-14.9	-12.4	-15.7	-20.7	-9.0	25.1	25.1	-

○ 계절조정지수, 증감률

(2020=100, %, 계절지수)

	제조업			식료품			음료			담배			섬유제품		
	가중치	국산	수입	국산	수입	국산	수입	국산	수입	국산	수입	국산	수입		
지 수	10000.0	7505.3	2494.7	844.9	667.7	177.2	88.3	79.2	9.0	15.5	12.8	2.7	196.7	148.3	48.4
2018	-	-	-	-	-	-	-	-	-	-	-	-	-	-	-
2019	-	-	-	-	-	-	-	-	-	-	-	-	-	-	-
2020	-	-	-	-	-	-	-	-	-	-	-	-	-	-	-
2021	-	-	-	-	-	-	-	-	-	-	-	-	-	-	-
2022	-	-	-	-	-	-	-	-	-	-	-	-	-	-	-
2018.2/4	102.8	104.9	97.1	97.0	95.9	100.5	100.5	100.8	97.2	97.7	88.3	125.2	110.1	117.7	92.9
3/4	101.2	102.8	96.8	95.6	95.2	97.2	102.5	102.4	104.4	99.0	86.5	156.5	104.5	110.7	90.6
4/4	100.8	101.7	98.5	97.7	95.6	105.6	102.0	102.1	100.2	102.9	89.2	149.2	106.2	111.0	95.8
2019.1/4	99.2	101.0	94.3	97.9	96.7	101.7	104.7	104.5	106.5	90.8	90.8	85.6	104.1	108.8	93.4
2/4	100.3	101.6	96.8	98.9	98.0	101.1	101.9	101.6	104.8	98.2	97.5	99.2	103.0	107.8	92.1
3/4	102.5	103.3	100.2	98.8	99.2	97.6	99.5	99.1	103.3	96.7	95.0	110.7	103.7	107.7	94.2
4/4	102.5	104.6	97.0	97.9	98.7	95.3	103.1	103.4	100.2	92.3	94.1	87.6	101.7	105.3	94.6
2020.1/4	98.4	99.2	96.2	98.7	99.5	96.0	97.8	98.0	95.8	99.3	102.1	86.4	98.9	100.2	94.9
2/4	97.0	96.6	98.0	99.7	99.2	101.3	102.0	102.2	100.2	99.6	95.6	118.1	95.9	94.4	100.4
3/4	101.0	100.9	101.1	101.0	101.1	100.6	100.3	100.0	102.7	100.6	101.6	95.9	103.0	101.9	106.5
4/4	103.7	103.3	104.7	100.6	100.2	102.2	100.0	99.8	101.2	100.5	100.7	99.6	102.2	103.5	98.1
2021.1/4	105.6	103.8	111.0	100.3	99.2	104.3	100.3	99.4	108.3	96.7	100.2	80.4	102.2	103.9	96.8
2/4	106.0	103.3	114.1	98.8	97.8	102.6	102.6	101.3	114.4	92.4	93.2	88.8	100.8	102.6	95.1
3/4	105.5	101.7	116.9	98.5	97.9	100.7	103.8	102.6	114.4	95.2	95.3	94.8	101.0	102.5	96.7
4/4	107.3	103.0	120.1	102.6	101.4	107.0	112.0	110.1	129.1	94.7	96.0	88.8	102.8	103.8	99.8
2022.1/4	108.0	103.9	120.3	102.8	102.6	103.4	114.1	111.0	140.5	94.5	93.3	99.9	100.6	101.5	97.8
2/4	107.1	102.1	121.9	102.7	102.7	102.5	112.8	109.6	140.4	106.8	100.6	135.9	97.1	99.6	89.7
3/4	109.3	102.7	129.0	103.2	100.7	112.5	117.0	113.3	149.6	103.9	95.6	142.6	98.1	98.8	96.2
4/4	105.6	99.6	123.4	97.0	96.0	100.5	112.8	108.2	153.2	103.4	90.5	163.9	93.5	93.6	93.1
2023.1/4	106.1	100.3	123.1	97.7	96.5	102.3	115.6	110.7	158.1	107.9	101.7	137.4	98.6	100.1	94.1
2/4 ^p	107.1	101.5	123.8	99.7	98.4	104.9	111.9	108.1	145.3	103.1	101.6	110.5	96.5	98.4	90.7
전기비															
2018	-	-	-	-	-	-	-	-	-	-	-	-	-	-	-
2019	-	-	-	-	-	-	-	-	-	-	-	-	-	-	-
2020	-	-	-	-	-	-	-	-	-	-	-	-	-	-	-
2021	-	-	-	-	-	-	-	-	-	-	-	-	-	-	-
2022	-	-	-	-	-	-	-	-	-	-	-	-	-	-	-
2018.2/4	0.7	1.5	-1.4	1.9	1.5	3.6	-2.5	-3.2	2.3	-0.3	-6.0	22.4	4.5	5.3	2.0
3/4	-1.6	-2.0	-0.3	-1.4	-0.7	-3.3	2.0	1.6	7.4	1.3	-2.0	25.0	-5.1	-5.9	-2.5
4/4	-0.4	-1.1	1.8	2.2	0.4	8.6	-0.5	-0.3	-4.0	3.9	3.1	-4.7	1.6	0.3	5.7
2019.1/4	-1.6	-0.7	-4.3	0.2	1.2	-3.7	2.6	2.4	6.3	-11.8	1.8	-42.6	-2.0	-2.0	-2.5
2/4	1.1	0.6	2.7	1.0	1.3	-0.6	-2.7	-2.8	-1.6	8.1	7.4	15.9	-1.1	-0.9	-1.4
3/4	2.2	1.7	3.5	-0.1	1.2	-3.5	-2.4	-2.5	-1.4	-1.5	-2.6	11.6	0.7	-0.1	2.3
4/4	0.0	1.3	-3.2	-0.9	-0.5	-2.4	3.6	4.3	-3.0	-4.6	-0.9	-20.9	-1.9	-2.2	0.4
2020.1/4	-4.0	-5.2	-0.8	0.8	0.8	0.7	-5.1	-5.2	-4.4	7.6	8.5	-1.4	-2.8	-4.8	0.3
2/4	-1.4	-2.6	1.9	1.0	-0.3	5.5	4.3	4.3	4.6	0.3	-6.4	36.7	-3.0	-5.8	5.8
3/4	4.1	4.5	3.2	1.3	1.9	-0.7	-1.7	-2.2	2.5	1.0	6.3	-18.8	7.4	7.9	6.1
4/4	2.7	2.4	3.6	-0.4	-0.9	1.6	-0.3	-0.2	-1.5	-0.1	-0.9	3.9	-0.8	1.6	-7.9
2021.1/4	1.8	0.5	6.0	-0.3	-1.0	2.1	0.3	-0.4	7.0	-3.8	-0.5	-19.3	0.0	0.4	-1.3
2/4	0.4	-0.5	2.8	-1.5	-1.4	-1.6	2.3	1.9	5.6	-4.4	-7.0	10.4	-1.4	-1.3	-1.8
3/4	-0.5	-1.5	2.5	-0.3	0.1	-1.9	1.2	1.3	0.0	3.0	2.3	6.8	0.2	-0.1	1.7
4/4	1.7	1.3	2.7	4.2	3.6	6.3	7.9	7.3	12.8	-0.5	0.7	-6.3	1.8	1.3	3.2
2022.1/4	0.7	0.9	0.2	0.2	1.2	-3.4	1.9	0.8	8.8	-0.2	-2.8	12.5	-2.1	-2.2	-2.0
2/4	-0.8	-1.7	1.3	-0.1	0.1	-0.9	-1.1	-1.3	-0.1	13.0	7.8	36.0	-3.5	-1.9	-8.3
3/4	2.1	0.6	5.8	0.5	-1.9	9.8	3.7	3.4	6.6	-2.7	-5.0	4.9	1.0	-0.8	7.2
4/4	-3.4	-3.0	-4.3	-6.0	-4.7	-10.7	-3.6	-4.5	2.4	-0.5	-5.3	14.9	-4.7	-5.3	-3.2
2023.1/4	0.5	0.7	-0.2	0.7	0.5	1.8	2.5	2.3	3.2	4.4	12.4	-16.2	5.5	6.9	1.1
2/4 ^p	0.9	1.2	0.6	2.0	2.0	2.5	-3.2	-2.3	-8.1	-4.4	-0.1	-19.6	-2.1	-1.7	-3.6

	의복·모피			가죽·신발			나무제품			종이제품			인쇄·기록매체		
	가중치	국산	수입	가중치	국산	수입	가중치	국산	수입	가중치	국산	수입	가중치	국산	수입
지수	180.4	133.5	46.9	74.1	29.6	44.5	75.8	57.4	18.4	188.9	164.7	24.1	69.5	65.9	3.7
2018	-	-	-	-	-	-	-	-	-	-	-	-	-	-	-
2019	-	-	-	-	-	-	-	-	-	-	-	-	-	-	-
2020	-	-	-	-	-	-	-	-	-	-	-	-	-	-	-
2021	-	-	-	-	-	-	-	-	-	-	-	-	-	-	-
2022	-	-	-	-	-	-	-	-	-	-	-	-	-	-	-
2018.2/4	115.0	116.0	115.0	109.3	158.4	89.5	113.3	114.5	110.4	101.6	101.1	104.1	116.9	115.9	130.7
3/4	117.5	121.2	107.7	105.7	147.9	88.8	114.3	114.1	114.3	99.0	99.0	98.3	104.4	104.0	108.5
4/4	115.6	115.7	116.7	104.7	129.0	95.1	111.5	109.4	117.3	101.0	101.3	100.0	102.9	102.9	102.3
2019.1/4	115.1	116.5	112.6	101.3	125.7	91.2	107.6	105.9	111.7	101.0	99.8	107.9	101.1	101.6	93.3
2/4	111.8	112.3	112.6	105.0	128.7	95.6	98.1	96.6	100.7	99.5	99.4	100.1	100.4	100.8	94.8
3/4	119.2	115.0	123.3	107.9	119.8	103.4	99.4	100.5	96.5	102.7	102.0	106.5	99.4	99.7	95.2
4/4	111.6	111.6	112.8	109.1	118.9	105.5	101.0	102.0	99.7	101.6	101.7	101.3	101.0	101.0	101.5
2020.1/4	95.9	95.6	96.9	98.5	107.3	92.7	101.7	102.7	98.4	100.9	101.0	100.8	97.0	97.4	89.7
2/4	101.5	104.4	93.0	95.2	98.6	92.9	97.4	95.1	104.6	97.7	96.3	106.9	97.1	97.6	88.0
3/4	99.9	98.9	102.8	101.4	95.4	105.4	97.6	97.1	99.2	99.6	100.4	94.0	102.4	102.6	98.5
4/4	102.7	101.1	107.3	104.9	98.7	109.0	103.4	105.2	97.7	101.8	102.3	98.4	103.5	102.4	123.8
2021.1/4	102.9	98.4	115.7	98.8	86.3	107.0	104.9	106.4	100.2	103.7	104.8	96.0	102.1	101.9	105.7
2/4	110.8	107.7	119.8	107.1	97.3	113.7	100.4	98.8	105.2	99.5	100.2	94.5	104.1	104.1	104.5
3/4	103.8	99.7	115.6	100.2	85.8	109.8	97.5	93.6	109.8	98.1	98.3	97.0	102.9	102.2	114.1
4/4	111.3	102.9	135.3	110.1	93.4	121.1	100.9	96.4	114.9	102.8	103.2	100.0	102.9	102.9	102.9
2022.1/4	109.1	97.3	143.0	112.9	94.1	125.3	100.0	94.6	116.9	101.7	103.4	90.7	101.8	100.6	124.0
2/4	111.4	98.0	149.7	117.8	95.3	132.7	88.1	81.9	107.8	101.2	103.0	89.4	100.3	100.5	97.4
3/4	113.1	99.9	150.9	120.4	96.4	136.3	92.1	86.1	110.9	99.9	101.2	91.3	100.5	99.2	123.8
4/4	107.1	94.3	144.0	114.9	91.1	130.7	85.2	77.7	109.0	93.9	95.3	84.1	97.0	96.5	106.6
2023.1/4	110.2	94.9	153.9	112.5	92.4	125.9	85.5	77.6	110.1	95.4	95.7	93.2	95.3	93.5	128.1
2/4 ^P	105.0	88.2	153.5	111.8	90.0	126.3	80.5	75.4	96.3	95.5	95.9	92.9	100.5	99.8	113.8
전기비															
2018	-	-	-	-	-	-	-	-	-	-	-	-	-	-	-
2019	-	-	-	-	-	-	-	-	-	-	-	-	-	-	-
2020	-	-	-	-	-	-	-	-	-	-	-	-	-	-	-
2021	-	-	-	-	-	-	-	-	-	-	-	-	-	-	-
2022	-	-	-	-	-	-	-	-	-	-	-	-	-	-	-
2018.2/4	2.1	0.1	8.7	1.8	4.5	-0.1	0.1	0.0	0.3	1.5	1.6	0.8	5.5	4.9	13.2
3/4	2.2	4.5	-6.3	-3.3	-6.6	-0.8	0.9	-0.3	3.5	-2.6	-2.1	-5.6	-10.7	-10.3	-17.0
4/4	-1.6	-4.5	8.4	-0.9	-12.8	7.1	-2.4	-4.1	2.6	2.0	2.3	1.7	-1.4	-1.1	-5.7
2019.1/4	-0.4	0.7	-3.5	-3.2	-2.6	-4.1	-3.5	-3.2	-4.8	0.0	-1.5	7.9	-1.7	-1.3	-8.8
2/4	-2.9	-3.6	0.0	3.7	2.4	4.8	-8.8	-8.8	-9.8	-1.5	-0.4	-7.2	-0.7	-0.8	1.6
3/4	6.6	2.4	9.5	2.8	-6.9	8.2	1.3	4.0	-4.2	3.2	2.6	6.4	-1.0	-1.1	0.4
4/4	-6.4	-3.0	-8.5	1.1	-0.8	2.0	1.6	1.5	3.3	-1.1	-0.3	-4.9	1.6	1.3	6.6
2020.1/4	-14.1	-14.3	-14.1	-9.7	-9.8	-12.1	0.7	0.7	-1.3	-0.7	-0.7	-0.5	-4.0	-3.6	-11.6
2/4	5.8	9.2	-4.0	-3.4	-8.1	0.2	-4.2	-7.4	6.3	-3.2	-4.7	6.1	0.1	0.2	-1.9
3/4	-1.6	-5.3	10.5	6.5	-3.2	13.5	0.2	2.1	-5.2	1.9	4.3	-12.1	5.5	5.1	11.9
4/4	2.8	2.2	4.4	3.5	3.5	3.4	5.9	8.3	-1.5	2.2	1.9	4.7	1.1	-0.2	25.7
2021.1/4	0.2	-2.7	7.8	-5.8	-12.6	-1.8	1.5	1.1	2.6	1.9	2.4	-2.4	-1.4	-0.5	-14.6
2/4	7.7	9.5	3.5	8.4	12.7	6.3	-4.3	-7.1	5.0	-4.1	-4.4	-1.6	2.0	2.2	-1.1
3/4	-6.3	-7.4	-3.5	-6.4	-11.8	-3.4	-2.9	-5.3	4.4	-1.4	-1.9	2.6	-1.2	-1.8	9.2
4/4	7.2	3.2	17.0	9.9	8.9	10.3	3.5	3.0	4.6	4.8	5.0	3.1	0.0	0.7	-9.8
2022.1/4	-2.0	-5.4	5.7	2.5	0.7	3.5	-0.9	-1.9	1.7	-1.1	0.2	-9.3	-1.1	-2.2	20.5
2/4	2.1	0.7	4.7	4.3	1.3	5.9	-11.9	-13.4	-7.8	-0.5	-0.4	-1.4	-1.5	-0.1	-21.5
3/4	1.5	1.9	0.8	2.2	1.2	2.7	4.5	5.1	2.9	-1.3	-1.7	2.1	0.2	-1.3	27.1
4/4	-5.3	-5.6	-4.6	-4.6	-5.5	-4.1	-7.5	-9.8	-1.7	-6.0	-5.8	-7.9	-3.5	-2.7	-13.9
2023.1/4	2.9	0.6	6.9	-2.1	1.4	-3.7	0.4	-0.1	1.0	1.6	0.4	10.8	-1.8	-3.1	20.2
2/4 ^P	-4.7	-7.1	-0.3	-0.6	-2.6	0.3	-5.8	-2.8	-12.5	0.1	0.2	-0.3	5.5	6.7	-11.2

○ 계절조정지수, 증감률

(2020=100, %, 계절지수)

	석유정제			화학제품			의약품			고무·플라스틱			비금속광물		
	가중치	국산	수입	가중치	국산	수입	가중치	국산	수입	가중치	국산	수입	가중치	국산	수입
지수	367.5	249.4	118.1	928.2	653.2	275.0	204.4	143.9	60.5	498.8	438.2	60.5	289.3	251.1	38.2
2018	-	-	-	-	-	-	-	-	-	-	-	-	-	-	-
2019	-	-	-	-	-	-	-	-	-	-	-	-	-	-	-
2020	-	-	-	-	-	-	-	-	-	-	-	-	-	-	-
2021	-	-	-	-	-	-	-	-	-	-	-	-	-	-	-
2022	-	-	-	-	-	-	-	-	-	-	-	-	-	-	-
2018.2/4	106.5	111.4	95.0	106.3	109.0	100.2	87.7	88.6	85.8	104.9	107.2	91.5	114.7	114.7	114.4
3/4	106.5	110.8	97.1	106.8	108.5	103.0	87.3	88.1	85.3	102.8	105.3	88.6	110.9	110.4	113.7
4/4	110.1	108.3	113.8	105.6	105.2	106.6	89.9	89.7	90.2	103.5	105.3	93.2	111.7	111.1	115.8
2019.1/4	102.4	111.7	81.3	105.5	105.7	105.1	90.6	91.3	89.1	101.7	103.7	90.2	107.2	106.9	108.4
2/4	106.9	111.3	96.7	103.1	105.9	96.6	92.7	92.6	92.7	102.1	104.2	90.1	105.1	104.9	106.7
3/4	106.7	106.2	108.2	105.6	107.2	101.9	92.5	92.6	92.4	101.7	102.6	96.5	103.9	103.1	109.0
4/4	105.6	105.7	104.8	103.2	105.5	98.1	95.0	95.1	94.9	100.7	101.7	95.0	102.2	102.1	102.8
2020.1/4	111.3	101.1	133.1	98.6	99.0	97.8	101.7	102.4	100.2	97.2	98.1	90.3	97.8	97.7	98.0
2/4	100.4	100.2	100.8	95.5	95.2	96.0	95.5	95.0	96.7	94.0	93.7	96.0	98.0	97.7	100.0
3/4	94.0	98.1	85.4	99.4	100.6	96.4	102.1	103.2	99.5	102.7	102.8	102.0	96.9	96.7	98.3
4/4	94.2	100.6	80.6	106.5	105.2	109.7	100.7	99.5	103.6	106.2	105.4	111.6	107.3	107.9	103.7
2021.1/4	95.1	98.0	89.0	108.3	108.2	108.6	101.1	97.5	109.7	107.9	106.8	115.6	107.2	106.9	109.2
2/4	104.8	102.9	109.0	109.5	108.4	112.2	104.5	103.3	107.1	104.6	103.6	112.1	102.7	101.8	108.7
3/4	106.0	100.3	118.1	108.0	106.9	110.5	118.3	105.5	148.6	103.6	102.6	111.3	101.8	100.8	108.3
4/4	108.6	101.9	122.9	112.5	110.3	117.5	120.0	108.1	148.3	104.6	103.4	113.4	102.9	100.7	117.4
2022.1/4	100.9	101.0	100.7	112.6	110.9	116.5	126.8	114.3	156.6	106.7	103.7	128.2	103.2	101.0	117.6
2/4	99.8	99.8	99.8	110.3	103.5	126.5	127.3	113.3	160.7	106.1	103.8	122.3	98.0	95.9	111.4
3/4	106.7	105.2	110.0	106.7	97.0	129.7	124.3	119.5	135.7	103.0	100.4	121.8	100.1	98.1	113.3
4/4	105.9	100.5	117.5	99.0	91.4	116.9	130.1	116.0	163.6	99.5	97.1	117.1	90.7	89.1	101.0
2023.1/4	99.7	97.2	105.0	104.3	94.1	128.6	126.2	116.8	148.6	99.0	97.8	108.0	99.5	99.1	102.0
2/4 ^P	102.8	103.2	101.8	105.4	95.6	128.7	129.5	123.6	143.5	101.2	99.5	113.5	95.9	95.8	96.5
전기비															
2018	-	-	-	-	-	-	-	-	-	-	-	-	-	-	-
2019	-	-	-	-	-	-	-	-	-	-	-	-	-	-	-
2020	-	-	-	-	-	-	-	-	-	-	-	-	-	-	-
2021	-	-	-	-	-	-	-	-	-	-	-	-	-	-	-
2022	-	-	-	-	-	-	-	-	-	-	-	-	-	-	-
2018.2/4	3.1	4.5	-1.1	2.5	3.2	0.6	0.3	-0.2	1.9	2.5	2.6	2.6	5.2	5.6	3.7
3/4	0.0	-0.5	2.2	0.5	-0.5	2.8	-0.5	-0.6	-0.6	-2.0	-1.8	-3.2	-3.3	-3.7	-0.6
4/4	3.4	-2.3	17.2	-1.1	-3.0	3.5	3.0	1.8	5.7	0.7	0.0	5.2	0.7	0.6	1.8
2019.1/4	-7.0	3.1	-28.6	-0.1	0.5	-1.4	0.8	1.8	-1.2	-1.7	-1.5	-3.2	-4.0	-3.8	-6.4
2/4	4.4	-0.4	18.9	-2.3	0.2	-8.1	2.3	1.4	4.0	0.4	0.5	-0.1	-2.0	-1.9	-1.6
3/4	-0.2	-4.6	11.9	2.4	1.2	5.5	-0.2	0.0	-0.3	-0.4	-1.5	7.1	-1.1	-1.7	2.2
4/4	-1.0	-0.5	-3.1	-2.3	-1.6	-3.7	2.7	2.7	2.7	-1.0	-0.9	-1.6	-1.6	-1.0	-5.7
2020.1/4	5.4	-4.4	27.0	-4.5	-6.2	-0.3	7.1	7.7	5.6	-3.5	-3.5	-4.9	-4.3	-4.3	-4.7
2/4	-9.8	-0.9	-24.3	-3.1	-3.8	-1.8	-6.1	-7.2	-3.5	-3.3	-4.5	6.3	0.2	0.0	2.0
3/4	-6.4	-2.1	-15.3	4.1	5.7	0.4	6.9	8.6	2.9	9.3	9.7	6.3	-1.1	-1.0	-1.7
4/4	0.2	2.5	-5.6	7.1	4.6	13.8	-1.4	-3.6	4.1	3.4	2.5	9.4	10.7	11.6	5.5
2021.1/4	1.0	-2.6	10.4	1.7	2.9	-1.0	0.4	-2.0	5.9	1.6	1.3	3.6	-0.1	-0.9	5.3
2/4	10.2	5.0	22.5	1.1	0.2	3.3	3.4	5.9	-2.4	-3.1	-3.0	-3.0	-4.2	-4.8	-0.5
3/4	1.1	-2.5	8.3	-1.4	-1.4	-1.5	13.2	2.1	38.7	-1.0	-1.0	-0.7	-0.9	-1.0	-0.4
4/4	2.5	1.6	4.1	4.2	3.2	6.3	1.4	2.5	-0.2	1.0	0.8	1.9	1.1	-0.1	8.4
2022.1/4	-7.1	-0.9	-18.1	0.1	0.5	-0.9	5.7	5.7	5.6	2.0	0.3	13.1	0.3	0.3	0.2
2/4	-1.1	-1.2	-0.9	-2.0	-6.7	8.6	0.4	-0.9	2.6	-0.6	0.1	-4.6	-5.0	-5.0	-5.3
3/4	6.9	5.4	10.2	-3.3	-6.3	2.5	-2.4	5.5	-15.6	-2.9	-3.3	-0.4	2.1	2.3	1.7
4/4	-0.7	-4.5	6.8	-7.2	-5.8	-9.9	4.7	-2.9	20.6	-3.4	-3.3	-3.9	-9.4	-9.2	-10.9
2023.1/4	-5.9	-3.3	-10.6	5.4	3.0	10.0	-3.0	0.7	-9.2	-0.5	0.7	-7.8	9.7	11.2	1.0
2/4 ^P	3.1	6.2	-3.0	1.1	1.6	0.1	2.6	5.8	-3.4	2.2	1.7	5.1	-3.6	-3.3	-5.4

○ 계절조정지수, 증감률

(2020=100, %, 계절지수)

	1차금속			금속가공			전자통신 ¹⁾			반도체			전자부품		
		국산	수입		국산	수입		국산	수입		국산	수입		국산	수입
가중치	859.2	659.9	199.3	652.2	602.0	50.2	1,027.1	537.9	489.2	399.1	185.2	213.9	255.6	201.4	54.2
지수															
2018	-	-	-	-	-	-	-	-	-	-	-	-	-	-	-
2019	-	-	-	-	-	-	-	-	-	-	-	-	-	-	-
2020	-	-	-	-	-	-	-	-	-	-	-	-	-	-	-
2021	-	-	-	-	-	-	-	-	-	-	-	-	-	-	-
2022	-	-	-	-	-	-	-	-	-	-	-	-	-	-	-
2018.2/4	110.9	110.3	112.8	110.3	111.1	101.8	95.0	111.3	84.5	75.6	89.4	69.8	136.7	127.6	154.4
3/4	110.4	107.9	118.1	109.9	110.7	101.6	95.1	107.8	87.1	78.7	89.6	73.8	129.3	122.4	141.8
4/4	111.6	108.2	123.0	109.3	110.4	97.1	97.4	111.7	87.1	79.7	93.8	72.6	133.6	134.0	134.3
2019.1/4	112.1	107.7	126.0	107.1	108.1	96.1	94.8	112.3	83.0	80.2	101.4	70.6	123.1	123.9	122.8
2/4	108.5	105.3	118.2	106.6	105.7	115.6	103.2	113.3	97.0	95.1	97.6	94.6	115.8	114.9	116.3
3/4	107.0	104.6	114.6	106.2	106.8	100.0	106.0	116.5	99.5	97.4	106.8	93.2	111.7	108.0	117.8
4/4	106.4	102.9	118.1	102.8	103.6	93.6	97.5	102.6	93.0	91.3	93.0	89.4	103.9	101.1	111.1
2020.1/4	101.8	100.1	107.5	99.8	100.5	91.2	97.0	103.5	89.8	100.2	112.9	89.1	100.9	99.4	106.5
2/4	94.9	93.8	98.6	97.5	97.1	102.4	96.0	95.2	96.9	88.5	87.4	89.4	96.6	96.7	96.2
3/4	97.3	99.6	89.8	99.6	99.7	98.5	105.6	105.3	105.8	102.9	97.2	108.0	101.7	103.0	97.0
4/4	106.0	106.5	104.1	103.1	102.7	107.8	101.5	96.0	107.5	108.4	102.5	113.5	100.8	100.9	100.3
2021.1/4	108.7	105.4	119.6	100.2	99.2	112.5	102.1	95.8	109.0	103.4	95.1	110.6	102.0	102.0	101.9
2/4	110.2	106.5	122.2	97.4	95.8	116.6	104.2	95.9	113.3	109.6	94.3	122.9	99.6	101.5	92.6
3/4	112.5	106.4	132.6	93.2	91.0	120.3	108.8	99.1	119.4	111.8	95.4	126.0	107.2	111.0	93.2
4/4	108.9	103.0	128.3	92.2	89.5	124.5	114.2	105.0	124.4	122.8	104.3	138.9	117.0	119.4	107.8
2022.1/4	110.5	107.5	120.3	95.0	92.9	119.1	112.0	101.2	123.7	128.8	99.9	153.9	122.7	124.6	115.8
2/4	105.2	102.5	114.0	90.7	88.6	116.6	114.2	101.6	128.1	135.3	104.9	161.8	122.1	119.3	132.6
3/4	100.6	98.8	106.4	93.1	91.3	115.0	118.0	98.1	139.9	143.3	96.5	184.0	110.2	106.7	123.2
4/4	92.4	91.2	96.6	92.0	90.8	107.5	114.6	95.1	136.1	148.1	94.5	194.7	97.3	95.2	105.1
2023.1/4	101.2	99.8	105.5	93.5	91.5	118.2	105.6	88.1	124.8	123.2	79.0	161.7	95.2	93.2	102.5
2/4 ^P	101.7	101.8	101.3	96.9	95.1	119.2	104.9	88.0	123.5	137.7	87.7	181.3	95.8	94.1	102.3
전기비															
2018	-	-	-	-	-	-	-	-	-	-	-	-	-	-	-
2019	-	-	-	-	-	-	-	-	-	-	-	-	-	-	-
2020	-	-	-	-	-	-	-	-	-	-	-	-	-	-	-
2021	-	-	-	-	-	-	-	-	-	-	-	-	-	-	-
2022	-	-	-	-	-	-	-	-	-	-	-	-	-	-	-
2018.2/4	1.7	4.0	-4.3	1.5	1.6	2.0	0.3	-3.6	4.7	1.7	-7.3	8.7	2.8	0.2	5.8
3/4	-0.5	-2.2	4.7	-0.4	-0.4	-0.2	0.1	-3.1	3.1	4.1	0.2	5.7	-5.4	-4.1	-8.2
4/4	1.1	0.3	4.1	-0.5	-0.3	-4.4	2.4	3.6	0.0	1.3	4.7	-1.6	3.3	9.5	-5.3
2019.1/4	0.4	-0.5	2.4	-2.0	-2.1	-1.0	-2.7	0.5	-4.7	0.6	8.1	-2.8	-7.9	-7.5	-8.6
2/4	-3.2	-2.2	-6.2	-0.5	-2.2	20.3	8.9	0.9	16.9	18.6	-3.7	34.0	-5.9	-7.3	-5.3
3/4	-1.4	-0.7	-3.0	-0.4	1.0	-13.5	2.7	2.8	2.6	2.4	9.4	-1.5	-3.5	-6.0	1.3
4/4	-0.6	-1.6	3.1	-3.2	-3.0	-6.4	-8.0	-11.9	-6.5	-6.3	-12.9	-4.1	-7.0	-6.4	-5.7
2020.1/4	-4.3	-2.7	-9.0	-2.9	-3.0	-2.6	-0.5	0.9	-3.4	9.7	21.4	-0.3	-2.9	-1.7	-4.1
2/4	-6.8	-6.3	-8.3	-2.3	-3.4	12.3	-1.0	-8.0	7.9	-11.7	-22.6	0.3	-4.3	-2.7	-9.7
3/4	2.5	6.2	-8.9	2.2	2.7	-3.8	10.0	10.6	9.2	16.3	11.2	20.8	5.3	6.5	0.8
4/4	8.9	6.9	15.9	3.5	3.0	9.4	-3.9	-8.8	1.6	5.3	5.5	5.1	-0.9	-2.0	3.4
2021.1/4	2.5	-1.0	14.9	-2.8	-3.4	4.4	0.6	-0.2	1.4	-4.6	-7.2	-2.6	1.2	1.1	1.6
2/4	1.4	1.0	2.2	-2.8	-3.4	3.6	2.1	0.1	3.9	6.0	-0.8	11.1	-2.4	-0.5	-9.1
3/4	2.1	-0.1	8.5	-4.3	-5.0	3.2	4.4	3.3	5.4	2.0	1.2	2.5	7.6	9.4	0.6
4/4	-3.2	-3.2	-3.2	-1.1	-1.6	3.5	5.0	6.0	4.2	9.8	9.3	10.2	9.1	7.6	15.7
2022.1/4	1.5	4.4	-6.2	3.0	3.8	-4.3	-1.9	-3.6	-0.6	4.9	-4.2	10.8	4.9	4.4	7.4
2/4	-4.8	-4.7	-5.2	-4.5	-4.6	-2.1	2.0	0.4	3.6	5.0	5.0	5.1	-0.5	-4.3	14.5
3/4	-4.4	-3.6	-6.7	2.6	3.0	-1.4	3.3	-3.4	9.2	5.9	-8.0	13.7	-9.7	-10.6	-7.1
4/4	-8.2	-7.7	-9.2	-1.2	-0.5	-6.5	-2.9	-3.1	-2.7	3.3	-2.1	5.8	-11.7	-10.8	-14.7
2023.1/4	9.5	9.4	9.2	1.6	0.8	10.0	-7.9	-7.4	-8.3	-16.8	-16.4	-16.9	-2.2	-2.1	-2.5
2/4 ^P	0.5	2.0	-4.0	3.6	3.9	0.8	-0.7	-0.1	-1.0	11.8	11.0	12.1	0.6	1.0	-0.2

1) 전자·통신: 반도체, 전자부품, 컴퓨터, 통신·방송장비, 영상·음향기기

○ 계절조정지수, 증감률

(2020=100, %, 계절지수)

	컴퓨터			통신·방송장비			영상·음향기기			의료정밀광학			전기장비		
	가중치	국산	수입	가중치	국산	수입	가중치	국산	수입	가중치	국산	수입	가중치	국산	수입
가중치	96.6	16.7	79.9	224.7	96.0	128.7	51.1	38.6	12.5	305.0	159.9	145.0	581.9	445.5	136.3
지수															
2018	-	-	-	-	-	-	-	-	-	-	-	-	-	-	-
2019	-	-	-	-	-	-	-	-	-	-	-	-	-	-	-
2020	-	-	-	-	-	-	-	-	-	-	-	-	-	-	-
2021	-	-	-	-	-	-	-	-	-	-	-	-	-	-	-
2022	-	-	-	-	-	-	-	-	-	-	-	-	-	-	-
2018.2/4	91.7	94.7	91.0	94.9	127.1	75.9	107.2	101.1	119.3	111.8	122.7	99.3	102.7	104.5	97.5
3/4	88.7	92.0	88.1	99.6	121.4	86.2	98.3	97.4	103.3	112.3	125.1	98.4	100.8	103.8	91.4
4/4	92.0	95.3	91.0	98.6	114.6	89.5	97.5	91.7	108.2	108.2	122.2	93.2	99.9	102.9	90.0
2019.1/4	91.7	96.0	90.3	98.1	118.2	85.8	101.1	96.1	110.3	96.8	103.2	89.8	98.1	100.4	91.1
2/4	86.9	101.5	83.0	116.8	146.7	99.3	91.6	83.9	106.0	97.3	101.1	93.1	99.7	100.7	96.5
3/4	93.1	119.7	86.7	125.9	152.2	109.9	90.4	88.6	97.1	98.2	98.4	98.0	98.5	99.8	94.5
4/4	93.9	109.3	89.9	102.6	120.2	92.9	89.6	89.7	88.7	99.7	102.4	96.8	99.9	102.7	90.7
2020.1/4	85.1	107.7	80.5	92.3	95.2	90.1	95.3	98.3	86.0	97.3	97.1	97.4	95.3	97.6	87.6
2/4	107.0	105.5	107.4	101.0	98.7	102.7	108.1	111.0	99.3	93.8	92.4	95.3	100.4	100.4	100.3
3/4	99.3	85.4	102.2	115.9	125.3	109.0	111.4	115.5	98.7	103.3	103.1	103.4	100.5	100.0	102.1
4/4	108.5	101.4	110.0	90.8	80.7	98.2	85.2	75.2	116.1	105.7	107.4	103.9	103.9	102.0	109.9
2021.1/4	119.3	105.7	122.1	100.9	103.5	99.0	65.1	43.1	132.9	120.1	114.8	125.8	105.0	102.4	113.6
2/4	122.8	113.4	124.7	100.2	106.0	95.9	67.6	41.5	148.2	117.6	123.6	110.9	107.6	103.1	122.3
3/4	126.9	121.6	128.0	107.9	102.3	112.0	62.9	37.3	142.1	112.5	116.1	108.5	110.7	104.8	130.2
4/4	122.1	101.7	126.3	102.8	100.3	104.6	69.1	45.8	140.9	117.3	118.1	116.3	112.9	106.2	134.8
2022.1/4	136.8	110.1	142.4	67.2	74.9	61.6	77.0	47.3	168.9	121.7	122.1	121.2	111.6	105.0	133.4
2/4	128.2	94.0	135.3	71.7	84.3	62.5	71.2	39.2	169.8	121.4	120.4	122.5	111.9	103.3	139.8
3/4	142.3	107.9	149.4	82.0	106.4	63.9	72.9	35.4	188.8	125.4	124.3	126.5	116.0	104.8	152.7
4/4	122.8	103.8	126.8	79.4	111.4	55.7	80.3	52.7	165.5	119.4	117.6	121.3	113.0	102.5	147.7
2023.1/4	130.9	102.8	136.7	80.4	108.4	59.7	83.1	48.1	190.9	119.3	113.5	125.6	117.0	104.1	159.4
2/4 ^P	106.9	124.9	103.1	63.2	86.4	46.0	75.6	45.6	168.3	114.9	105.7	125.2	112.5	100.0	153.4
전기비															
2018	-	-	-	-	-	-	-	-	-	-	-	-	-	-	-
2019	-	-	-	-	-	-	-	-	-	-	-	-	-	-	-
2020	-	-	-	-	-	-	-	-	-	-	-	-	-	-	-
2021	-	-	-	-	-	-	-	-	-	-	-	-	-	-	-
2022	-	-	-	-	-	-	-	-	-	-	-	-	-	-	-
2018.2/4	0.0	3.0	-0.4	-1.6	2.7	-4.4	-15.1	-25.1	11.9	6.1	8.0	3.1	0.8	3.8	-7.2
3/4	-3.3	-2.9	-3.2	5.0	-4.5	13.6	-8.3	-3.7	-13.4	0.4	2.0	-0.9	-1.9	-0.7	-6.3
4/4	3.7	3.6	3.3	-1.0	-5.6	3.8	-0.8	-5.9	4.7	-3.7	-2.3	-5.3	-0.9	-0.9	-1.5
2019.1/4	-0.3	0.7	-0.8	-0.5	3.1	-4.1	3.7	4.8	1.9	-10.5	-15.5	-3.6	-1.8	-2.4	1.2
2/4	-5.2	5.7	-8.1	19.1	24.1	15.7	-9.4	-12.7	-3.9	0.5	-2.0	3.7	1.6	0.3	5.9
3/4	7.1	17.9	4.5	7.8	3.7	10.7	-1.3	5.6	-8.4	0.9	-2.7	5.3	-1.2	-0.9	-2.1
4/4	0.9	-8.7	3.7	-18.5	-21.0	-15.5	-0.9	1.2	-8.7	1.5	4.1	-1.2	1.4	2.9	-4.0
2020.1/4	-9.4	-1.5	-10.5	-10.0	-20.8	-3.0	6.4	9.6	-3.0	-2.4	-5.2	0.6	-4.6	-5.0	-3.4
2/4	25.7	-2.0	33.4	9.4	3.7	14.0	13.4	12.9	15.5	-3.6	-4.8	-2.2	5.4	2.9	14.5
3/4	-7.2	-19.1	-4.8	14.8	27.0	6.1	3.1	4.1	-0.6	10.1	11.6	8.5	0.1	-0.4	1.8
4/4	9.3	18.7	7.6	-21.7	-35.6	-9.9	-23.5	-34.9	17.6	2.3	4.2	0.5	3.4	2.0	7.6
2021.1/4	10.0	4.2	11.0	11.1	28.3	0.8	-23.6	-42.7	14.5	13.6	6.9	21.1	1.1	0.4	3.4
2/4	2.9	7.3	2.1	-0.7	2.4	-3.1	3.8	-3.7	11.5	-2.1	7.7	-11.8	2.5	0.7	7.7
3/4	3.3	7.2	2.6	7.7	-3.5	16.8	-7.0	-10.1	-4.1	-4.3	-6.1	-2.2	2.9	1.6	6.5
4/4	-3.8	-16.4	-1.3	-4.7	-2.0	-6.6	9.9	22.8	-0.8	4.3	1.7	7.2	2.0	1.3	3.5
2022.1/4	12.0	8.3	12.7	-34.6	-25.3	-41.1	11.4	3.3	19.9	3.8	3.4	4.2	-1.2	-1.1	-1.0
2/4	-6.3	-14.6	-5.0	6.7	12.6	1.5	-7.5	-17.1	0.5	-0.2	-1.4	1.1	0.3	-1.6	4.8
3/4	11.0	14.8	10.4	14.4	26.2	2.2	2.4	-9.7	11.2	3.3	3.2	3.3	3.7	1.5	9.2
4/4	-13.7	-3.8	-15.1	-3.2	4.7	-12.8	10.2	48.9	-12.3	-4.8	-5.4	-4.1	-2.6	-2.2	-3.3
2023.1/4	6.6	-1.0	7.8	1.3	-2.7	7.2	3.5	-8.7	15.3	-0.1	-3.5	3.5	3.5	1.6	7.9
2/4 ^P	-18.3	21.5	-24.6	-21.4	-20.3	-22.9	-9.0	-5.2	-11.8	-3.7	-6.9	-0.3	-3.8	-3.9	-3.8

	기계장비			자동차			기타운송장비			가구			기타제품		
	가중치	국산	수입	국산	수입	국산	수입	국산	수입	국산	수입	국산	수입		
가중치	1,015.5	717.3	298.2	1,104.2	964.0	140.2	176.6	122.2	54.4	104.6	86.3	18.3	99.6	63.3	36.3
지수															
2018	-	-	-	-	-	-	-	-	-	-	-	-	-	-	-
2019	-	-	-	-	-	-	-	-	-	-	-	-	-	-	-
2020	-	-	-	-	-	-	-	-	-	-	-	-	-	-	-
2021	-	-	-	-	-	-	-	-	-	-	-	-	-	-	-
2022	-	-	-	-	-	-	-	-	-	-	-	-	-	-	-
2018.2/4	107.5	106.1	110.7	99.1	99.5	96.3	64.6	64.3	71.2	99.0	101.0	88.8	101.0	101.3	100.5
3/4	99.8	99.1	101.4	97.6	100.1	82.1	63.6	55.3	109.7	95.8	97.7	85.9	96.1	95.1	98.2
4/4	96.0	95.9	96.3	97.3	98.3	90.2	53.1	46.9	85.2	97.1	98.1	89.2	97.3	95.7	99.8
2019.1/4	92.9	95.5	87.1	97.0	98.5	87.1	55.0	45.8	108.1	93.1	93.0	91.4	97.6	98.7	96.1
2/4	94.4	96.5	89.8	97.0	99.0	84.0	72.6	72.7	85.6	91.8	93.0	86.1	102.5	104.4	99.0
3/4	92.0	95.4	84.6	100.2	100.1	100.1	114.0	113.7	114.5	95.1	96.3	89.6	106.6	107.0	106.0
4/4	95.8	101.1	83.6	100.0	99.5	103.3	148.5	156.8	95.7	96.8	97.2	93.1	102.9	103.4	101.1
2020.1/4	96.4	99.1	89.7	92.7	92.9	91.0	116.9	122.4	105.2	96.2	98.2	86.4	95.8	100.0	88.5
2/4	97.6	95.9	101.7	96.3	96.2	97.2	91.7	96.6	81.4	101.8	101.5	103.2	98.0	99.6	95.3
3/4	100.0	98.4	103.9	104.4	105.8	95.2	103.6	85.1	142.9	98.5	97.4	103.9	103.1	102.3	104.6
4/4	106.0	106.6	104.7	106.5	105.1	116.6	87.8	95.9	70.6	103.5	102.9	106.6	103.0	98.1	111.6
2021.1/4	113.5	108.5	125.5	106.8	107.1	104.3	104.0	112.0	86.9	104.1	102.7	110.3	106.8	98.4	121.5
2/4	113.4	109.3	123.5	106.8	104.8	120.8	102.3	100.9	105.2	101.8	100.0	110.3	104.2	95.7	119.2
3/4	112.7	108.5	122.8	98.4	97.2	106.8	110.4	110.7	109.8	98.8	96.5	109.9	110.7	100.7	128.3
4/4	112.8	108.5	123.2	100.1	100.5	97.2	96.2	94.4	99.9	97.0	93.7	112.5	114.1	102.3	134.8
2022.1/4	110.7	107.2	119.3	104.7	102.7	117.9	111.8	102.0	132.9	98.0	96.5	105.1	118.8	103.9	144.8
2/4	109.7	104.0	123.3	108.3	105.8	125.6	101.1	103.6	95.7	93.9	93.6	95.5	123.2	110.9	144.6
3/4	119.2	111.9	136.9	115.1	111.2	141.9	106.4	101.1	117.7	90.9	89.0	100.2	123.3	105.0	155.4
4/4	119.4	114.9	130.0	115.0	110.6	145.3	108.1	115.0	93.5	79.7	77.5	89.6	113.3	95.6	144.2
2023.1/4	107.4	103.4	116.9	124.0	119.7	154.0	104.0	94.0	125.3	77.8	75.5	88.4	111.8	94.9	141.4
2/4 ^P	110.2	100.5	133.5	129.0	123.6	166.5	111.1	118.1	96.0	81.7	80.8	86.0	105.8	89.6	134.2
전기비															
2018	-	-	-	-	-	-	-	-	-	-	-	-	-	-	-
2019	-	-	-	-	-	-	-	-	-	-	-	-	-	-	-
2020	-	-	-	-	-	-	-	-	-	-	-	-	-	-	-
2021	-	-	-	-	-	-	-	-	-	-	-	-	-	-	-
2022	-	-	-	-	-	-	-	-	-	-	-	-	-	-	-
2018.2/4	-7.0	-5.9	-8.9	5.2	6.3	-2.2	-23.1	-16.2	-42.5	4.0	4.4	6.7	4.0	5.1	1.7
3/4	-7.2	-6.6	-8.4	-1.5	0.6	-14.7	-1.5	-14.0	54.1	-3.2	-3.3	-3.3	-4.9	-6.1	-2.3
4/4	-3.8	-3.2	-5.0	-0.3	-1.8	9.9	-16.5	-15.2	-22.3	1.4	0.4	3.8	1.2	0.6	1.6
2019.1/4	-3.2	-0.4	-9.6	-0.3	0.2	-3.4	3.6	-2.3	26.9	-4.1	-5.2	2.5	0.3	3.1	-3.7
2/4	1.6	1.0	3.1	0.0	0.5	-3.6	32.0	58.7	-20.8	-1.4	0.0	-5.8	5.0	5.8	3.0
3/4	-2.5	-1.1	-5.8	3.3	1.1	19.2	57.0	56.4	33.8	3.6	3.5	4.1	4.0	2.5	7.1
4/4	4.1	6.0	-1.2	-0.2	-0.6	3.2	30.3	37.9	-16.4	1.8	0.9	3.9	-3.5	-3.4	-4.6
2020.1/4	0.6	-2.0	7.3	-7.3	-6.6	-11.9	-21.3	-21.9	9.9	-0.6	1.0	-7.2	-6.9	-3.3	-12.5
2/4	1.2	-3.2	13.4	3.9	3.6	6.8	-21.6	-21.1	-22.6	5.8	3.4	19.4	2.3	-0.4	7.7
3/4	2.5	2.6	2.2	8.4	10.0	-2.1	13.0	-11.9	75.6	-3.2	-4.0	0.7	5.2	2.7	9.8
4/4	6.0	8.3	0.8	2.0	-0.7	22.5	-15.3	12.7	-50.6	5.1	5.6	2.6	-0.1	-4.1	6.7
2021.1/4	7.1	1.8	19.9	0.3	1.9	-10.5	18.5	16.8	23.1	0.6	-0.2	3.5	3.7	0.3	8.9
2/4	-0.1	0.7	-1.6	0.0	-2.1	15.8	-1.6	-9.9	21.1	-2.2	-2.6	0.0	-2.4	-2.7	-1.9
3/4	-0.6	-0.7	-0.6	-7.9	-7.3	-11.6	7.9	9.7	4.4	-2.9	-3.5	-0.4	6.2	5.2	7.6
4/4	0.1	0.0	0.3	1.7	3.4	-9.0	-12.9	-14.7	-9.0	-1.8	-2.9	2.4	3.1	1.6	5.1
2022.1/4	-1.9	-1.2	-3.2	4.6	2.2	21.3	16.2	8.1	33.0	1.0	3.0	-6.6	4.1	1.6	7.4
2/4	-0.9	-3.0	3.4	3.4	3.0	6.5	-9.6	1.6	-28.0	-4.2	-3.0	-9.1	3.7	6.7	-0.1
3/4	8.7	7.6	11.0	6.3	5.1	13.0	5.2	-2.4	23.0	-3.2	-4.9	4.9	0.1	-5.3	7.5
4/4	0.2	2.7	-5.0	-0.1	-0.5	2.4	1.6	13.7	-20.6	-12.3	-12.9	-10.6	-8.1	-9.0	-7.2
2023.1/4	-10.1	-10.0	-10.1	7.8	8.2	6.0	-3.8	-18.3	34.0	-2.4	-2.6	-1.3	-1.3	-0.7	-1.9
2/4 ^P	2.6	-2.8	14.2	4.0	3.3	8.1	6.8	25.6	-23.4	5.0	7.0	-2.7	-5.4	-5.6	-5.1

○ 계절조정지수, 증감률 (2020=100, % 계절지수)

	기계·장비수리		
	가중치	국산	수입
가중치	51.9	51.9	-
지 수			
2018	-	-	-
2019	-	-	-
2020	-	-	-
2021	-	-	-
2022	-	-	-
2018.2/4	-	-	-
3/4	-	-	-
4/4	-	-	-
2019.1/4	-	-	-
2/4	-	-	-
3/4	-	-	-
4/4	-	-	-
2020.1/4	-	-	-
2/4	-	-	-
3/4	-	-	-
4/4	-	-	-
2021.1/4	-	-	-
2/4	-	-	-
3/4	-	-	-
4/4	-	-	-
2022.1/4	-	-	-
2/4	-	-	-
3/4	-	-	-
4/4	-	-	-
2023.1/4	-	-	-
2/4 ^P	-	-	-
전기비			
2018	-	-	-
2019	-	-	-
2020	-	-	-
2021	-	-	-
2022	-	-	-
2018.2/4	-	-	-
3/4	-	-	-
4/4	-	-	-
2019.1/4	-	-	-
2/4	-	-	-
3/4	-	-	-
4/4	-	-	-
2020.1/4	-	-	-
2/4	-	-	-
3/4	-	-	-
4/4	-	-	-
2021.1/4	-	-	-
2/4	-	-	-
3/4	-	-	-
4/4	-	-	-
2022.1/4	-	-	-
2/4	-	-	-
3/4	-	-	-
4/4	-	-	-
2023.1/4	-	-	-
2/4 ^P	-	-	-

3. 수입점유비

(명목금액 기준, 비중, %)

	제조업	최종재			중간재	식료품	음료	담배	섬유제품	의복·모피	가죽·신발	나무제품	종이제품	인쇄·기록매체	석유제품
		소비재	자본재												
2016	22.1	24.0	21.3	28.5	20.8	18.8	9.2	13.3	19.5	21.5	37.7	20.4	13.8	6.9	30.3
2017	23.2	25.3	21.9	30.4	21.9	19.6	9.2	16.0	19.8	21.9	42.4	21.5	13.3	7.9	29.3
2018	23.7	26.0	23.0	30.7	22.2	20.7	10.1	23.5	21.3	24.1	48.0	24.8	13.1	6.4	32.2
2019	24.0	26.4	24.1	30.2	22.4	20.9	10.4	17.3	21.7	25.7	54.5	24.2	13.5	5.6	30.4
2020	24.9	27.5	24.8	31.6	23.0	20.9	10.2	17.6	24.7	26.0	60.1	24.3	12.8	5.3	32.0
2021	26.7	29.8	27.6	32.7	24.8	22.3	11.6	15.6	24.4	28.2	65.5	26.3	12.8	6.2	36.8
2022	28.7	31.6	31.3	31.9	26.9	25.4	13.5	25.0	25.7	34.3	68.7	29.6	14.2	8.3	32.3
2016.2/4	21.8	23.8	21.5	27.7	20.5	19.2	8.8	13.2	19.5	19.4	37.0	20.8	14.0	6.6	30.1
3/4	22.2	24.1	21.4	28.6	21.0	17.6	8.5	10.4	19.6	25.3	37.9	19.7	13.5	7.3	31.4
4/4	22.1	24.0	21.0	28.7	20.9	19.4	9.8	12.6	19.6	20.3	38.1	20.1	12.8	6.6	28.4
2017.1/4	23.3	25.2	21.8	30.7	22.1	20.9	8.8	16.7	20.1	20.1	39.5	20.8	13.2	8.5	30.0
2/4	23.0	25.2	21.8	30.0	21.6	20.0	9.0	13.9	19.8	20.3	42.2	21.1	13.6	9.5	30.0
3/4	23.4	25.4	21.6	31.1	22.1	18.6	9.1	14.3	19.8	25.2	43.4	22.6	13.9	7.2	29.1
4/4	23.1	25.4	22.3	30.0	21.6	19.0	10.2	19.5	19.6	21.8	45.3	21.6	12.5	6.3	28.3
2018.1/4	23.9	26.2	22.9	31.3	22.4	20.8	9.7	22.5	20.7	22.0	47.9	23.4	13.0	6.0	31.6
2/4	23.1	25.6	22.7	30.0	21.5	21.3	10.0	23.2	21.0	22.5	45.2	24.6	13.1	6.9	30.6
3/4	24.0	25.9	22.8	31.1	22.7	19.6	10.0	23.0	22.2	27.4	47.5	25.9	13.3	6.9	33.6
4/4	23.8	26.1	23.5	30.4	22.3	21.1	10.7	25.0	21.4	24.3	52.0	25.3	13.1	5.9	32.9
2019.1/4	23.6	26.1	23.4	30.7	22.1	21.4	10.4	19.7	21.2	23.5	53.1	24.7	14.2	5.5	26.4
2/4	24.1	26.7	24.0	31.0	22.4	21.8	10.4	17.9	21.9	23.2	52.1	25.6	13.4	5.8	30.4
3/4	24.8	27.2	24.9	31.1	23.3	20.2	10.1	16.3	22.4	31.4	56.1	24.0	14.0	5.9	33.5
4/4	23.5	25.6	24.0	28.2	22.1	20.1	10.7	15.7	21.2	24.4	56.6	22.5	12.6	5.3	31.0
2020.1/4	24.9	26.7	24.1	30.7	23.7	21.8	9.9	19.0	23.6	25.9	58.3	23.6	13.2	5.2	38.0
2/4	25.4	27.8	24.6	32.5	23.4	22.1	9.9	21.9	27.0	21.7	58.3	27.0	14.4	5.0	28.7
3/4	25.1	27.7	24.1	33.4	23.2	20.1	10.2	13.7	25.7	31.3	62.2	24.8	12.2	5.2	32.1
4/4	24.3	27.7	26.2	29.8	21.8	19.8	11.1	16.2	22.5	24.7	61.6	21.8	11.5	5.7	25.8
2021.1/4	26.0	29.7	26.1	34.7	23.4	21.6	11.2	16.7	23.4	27.4	66.4	23.8	11.7	5.6	33.7
2/4	26.1	29.2	26.9	32.1	24.0	22.7	11.5	16.3	24.3	24.3	63.9	26.7	12.4	6.2	34.8
3/4	27.6	30.0	28.1	32.6	26.0	21.8	10.9	13.9	25.0	32.5	65.9	28.2	13.6	7.3	39.8
4/4	27.3	30.1	29.0	31.7	25.5	22.9	13.0	15.6	24.7	28.3	65.8	26.2	13.3	5.8	37.7
2022.1/4	28.1	31.3	30.3	32.7	26.2	24.6	13.0	22.7	25.7	32.0	68.3	28.4	12.9	7.8	36.1
2/4	28.2	31.4	30.8	32.2	26.4	25.6	12.8	24.1	25.4	31.1	68.3	31.1	13.9	7.2	31.8
3/4	29.7	32.4	31.8	33.2	28.1	26.8	12.8	22.3	27.1	40.2	69.1	29.9	15.2	10.3	31.0
4/4	28.6	31.2	32.2	29.9	26.9	24.5	15.6	30.4	24.7	33.3	69.1	28.9	14.6	8.1	30.6
2023.1/4	28.7	31.9	31.2	33.1	26.7	25.0	14.1	31.5	23.0	34.0	69.4	29.1	14.6	9.8	34.2
2/4 ^P	28.1	32.0	31.0	33.3	25.7	24.9	13.6	23.8	24.1	33.0	69.1	28.2	13.9	8.3	30.0

(명목금액 기준, 비중, %)

	화학 제품	의약품	무· 플라스틱	비금속 광물	1차 금속	금속 가공	전자· 통신 ¹⁾	의정· 의료· 광학	전기 장비	기계 장비	자동차	기타 운송 장비	가구	기타 제품	기계· 장비· 수리
2016	27.0	27.4	8.7	12.8	26.0	7.1	35.9	42.7	20.9	25.6	11.7	47.4	14.2	31.3	-
2017	27.5	26.5	9.5	12.5	25.5	6.5	40.4	42.7	22.0	28.9	11.8	31.4	14.2	32.8	-
2018	27.3	27.5	10.0	12.3	25.0	6.6	40.3	40.7	21.7	28.4	11.9	40.8	15.2	34.5	-
2019	27.3	29.1	10.9	12.6	25.8	7.4	43.2	45.7	22.7	26.1	12.2	31.3	17.2	34.0	-
2020	29.5	29.6	12.1	13.2	23.2	7.7	47.5	47.5	23.4	29.4	12.7	30.9	17.5	36.4	-
2021	28.7	35.0	12.7	15.1	26.3	8.4	51.6	46.3	25.9	31.2	13.0	28.7	18.3	41.7	-
2022	32.6	38.0	15.0	15.6	25.7	8.7	56.1	48.4	30.0	31.5	14.8	30.2	18.7	43.7	-
2016.2/4	26.4	27.8	8.5	12.3	25.7	6.9	34.9	42.9	20.7	24.5	12.8	50.4	15.2	31.8	-
3/4	26.8	29.4	9.1	12.9	26.6	7.1	34.9	43.4	21.0	26.4	12.4	41.7	14.0	32.0	-
4/4	27.5	26.3	8.8	11.7	25.4	6.9	40.2	42.6	19.9	25.1	10.6	54.1	13.6	29.6	-
2017.1/4	27.5	26.1	9.1	13.6	26.1	7.1	40.2	42.0	21.4	28.8	10.7	42.5	13.5	33.6	-
2/4	27.6	27.1	9.2	11.8	25.7	6.3	39.8	41.6	21.9	28.3	11.8	35.4	14.9	32.9	-
3/4	27.7	26.6	9.8	12.6	26.8	6.3	39.7	43.2	22.8	30.1	11.4	32.5	14.6	33.0	-
4/4	27.3	26.1	9.7	12.1	23.5	6.4	41.8	43.9	21.9	28.7	13.2	19.0	13.9	31.7	-
2018.1/4	26.9	26.8	9.7	13.7	25.0	6.6	38.6	41.7	22.7	30.0	12.7	38.2	13.7	36.7	-
2/4	26.3	27.4	9.8	11.5	24.2	6.6	39.0	40.2	22.1	28.2	12.1	35.7	15.7	33.8	-
3/4	27.5	27.5	10.3	12.7	25.7	7.0	40.4	40.8	21.8	28.0	11.2	46.5	16.2	34.6	-
4/4	28.5	28.3	10.2	11.7	25.2	6.4	43.0	40.4	20.4	27.1	11.6	43.7	15.4	33.4	-
2019.1/4	27.3	28.1	10.3	13.6	26.2	6.8	40.5	43.5	22.5	26.7	11.3	47.1	15.9	35.9	-
2/4	26.5	29.6	10.4	12.1	26.2	8.5	43.5	44.7	23.7	27.2	11.0	38.1	17.8	33.3	-
3/4	28.0	29.3	11.9	13.5	25.6	7.6	42.7	47.9	23.9	26.4	13.4	32.8	18.4	34.9	-
4/4	27.4	29.1	11.0	11.5	25.0	6.9	46.2	46.6	20.8	24.3	13.0	20.6	17.0	32.4	-
2020.1/4	29.0	29.4	11.4	14.8	24.3	7.3	44.5	47.6	22.4	28.4	12.0	25.7	14.7	36.3	-
2/4	30.2	30.7	12.7	13.3	24.3	8.5	47.7	47.8	24.4	31.0	13.0	31.2	18.8	35.6	-
3/4	28.8	28.4	12.3	13.4	21.8	7.7	46.7	48.1	24.0	30.5	12.0	43.1	19.4	36.7	-
4/4	30.2	30.1	12.0	11.8	22.3	7.2	51.2	46.7	22.7	27.7	13.6	24.0	17.1	36.9	-
2021.1/4	28.1	32.0	12.3	15.2	25.6	7.9	50.2	49.1	24.8	32.4	12.0	20.7	16.3	43.4	-
2/4	28.3	31.2	12.4	14.6	25.9	8.2	49.8	43.1	25.4	31.1	14.0	34.7	19.0	41.1	-
3/4	28.7	37.7	13.2	15.6	27.3	8.8	51.9	45.7	26.9	31.1	13.9	30.3	19.5	42.3	-
4/4	29.7	37.8	12.8	15.0	26.3	8.8	54.2	47.3	26.2	30.4	12.0	28.3	18.4	40.5	-
2022.1/4	28.4	38.7	14.7	18.2	25.7	8.6	54.2	47.5	27.9	31.4	13.9	30.0	16.9	46.4	-
2/4	32.2	39.8	14.6	15.5	26.4	9.0	53.9	47.3	29.2	31.9	14.3	32.4	18.5	41.6	-
3/4	35.3	33.8	16.1	16.0	25.6	9.1	57.2	49.0	32.1	32.3	15.6	33.6	20.5	45.0	-
4/4	34.9	39.5	14.5	13.3	25.0	8.1	58.8	49.7	30.4	30.6	15.2	25.6	18.9	42.3	-
2023.1/4	35.0	36.0	13.7	14.2	24.7	8.6	57.3	50.2	32.3	31.6	14.5	32.3	17.1	45.5	-
2/4 ^p	35.6	34.6	13.9	12.6	24.5	8.3	56.0	51.3	32.5	34.3	15.8	30.7	18.6	41.7	-

1) 전자·통신: 반도체, 전자부품, 컴퓨터, 통신·방송장비, 영상·음향기기

4. 2023년 2/4분기 업종별·재별 국내공급

	가중치	국내공급 증감률 (전년동기비, %)			수입점유비 (전년동기차, %p)
			국산	수입	
C. 제조업	10000.0	-1.6	-2.0	-0.1	-0.1
10. 식료품	844.9	-4.5	-5.7	-0.5	-0.7
11. 음료	88.3	-2.4	-3.0	2.5	0.8
12. 담배	15.5	-5.0	-0.6	-20.4	-0.3
13. 섬유제품	196.7	-2.6	-3.2	-1.3	-1.3
14. 의복·모피	180.4	-7.1	-10.4	0.0	1.9
15. 가죽·신발	74.1	-5.9	-5.7	-6.0	0.8
16. 나무제품	75.8	-10.3	-9.2	-12.9	-2.9
17. 종이제품	188.9	-7.3	-8.4	1.8	0.0
18. 인쇄·기록매체	69.5	-1.1	-1.8	13.9	1.1
19. 석유정제	367.5	2.9	3.6	1.4	-1.8
20. 화학제품	928.2	-5.7	-8.6	0.1	3.4
21. 의약품	204.4	0.8	8.3	-11.6	-5.2
22. 고무·플라스틱	498.8	-6.4	-6.1	-8.9	-0.7
23. 비금속광물	289.3	-4.4	-2.5	-15.1	-2.9
24. 1차 금속	859.2	-4.6	-1.7	-12.9	-1.9
25. 금속가공	652.2	4.6	5.3	-1.2	-0.7
26. 전자·통신 ¹⁾	1027.1	-8.9	-14.2	-4.3	2.1
27. 의료정밀광학	305.0	-7.7	-14.1	-0.4	4.0
28. 전기장비	581.9	-1.0	-5.1	8.7	3.3
29. 기계장비	1015.5	-1.4	-4.7	5.3	2.4
30. 자동차	1104.2	16.4	13.6	31.6	1.5
31. 기타운송장비	176.6	6.3	11.9	-4.3	-1.7
32. 가구	104.6	-14.3	-14.9	-12.4	0.1
33. 기타제품	99.6	-15.7	-20.7	-9.0	0.1
34. 기계·장비수리	51.9	25.1	25.1	-	-
최종재	4193.5	-2.9	-4.3	0.2	0.6
- 소비재	2508.5	-2.5	-4.0	1.1	0.2
- 자본재	1685.0	-3.4	-4.7	-0.9	1.1
중간재	5806.5	-0.5	-0.5	-0.4	-0.7

1) 전자·통신: 반도체, 전자부품, 컴퓨터, 통신·방송장비, 영상·음향기기

부 록

- 보도자료에 수록된 산업분류 명칭
- 「제조업 국내공급지수」 작성 개요

부록 1

보도자료에 수록된 산업분류 명칭

이 자료에 사용한 제조업 산업분류 명칭은 한국표준산업분류상의 산업분류명이 너무 길어 아래와 같이 약칭을 사용하였으니 이용에 참고하시기 바랍니다.

산업분류 부 호	이 자료에 사용한 산업분류명	한국표준산업분류상 산업분류명
C10	식료품	식료품 제조업
C11	음료	음료 제조업
C12	담배	담배 제조업
C13	섬유제품	섬유제품 제조업; 의복제외
C14	의복·모피	의복, 의복 액세서리 및 모피제품 제조업
C15	가죽·신발	가죽, 가방 및 신발제조업
C16	나무제품	목재 및 나무제품 제조업; 가구제외
C17	종이제품	펄프, 종이 및 종이제품 제조업
C18	인쇄·기록매체	인쇄 및 기록매체 복제업
C19	석유정제	코크스, 연탄 및 석유정제품 제조업
C20	화학제품	화학물질 및 화학제품 제조업; 의약품제외
C21	의약품	의료용물질 및 의약품 제조업
C22	고무·플라스틱	고무 및 플라스틱제품 제조업
C23	비금속광물	비금속 광물제품 제조업
C24	1차금속	1차 금속 제조업
C25	금속가공	금속가공제품 제조업; 기계 및 가구제외
C26	전자·통신	전자부품, 컴퓨터, 영상, 음향 및 통신장비 제조업
C261	반도체	반도체 제조업
C262	전자부품	전자부품 제조업
C263	컴퓨터	컴퓨터 및 주변장치 제조업
C264	통신·방송장비	통신 및 방송 장비 제조업
C265	영상·음향기기	영상 및 음향기기 제조업
C27	의료정밀광학	의료, 정밀, 광학 기기 및 시계 제조업
C28	전기장비	전기장비 제조업
C29	기계장비	기타 기계 및 장비 제조업
C30	자동차	자동차 및 트레일러 제조업
C31	기타운송장비	기타 운송장비 제조업
C32	가구	가구 제조업
C33	기타제품	기타 제품 제조업
C34	기계·장비수리	산업용 기계 및 장비 수리업

작성목적

- 제조업제품의 국내공급동향을 국산과 수입을 포함하여 조기에 파악·제시함으로써 국내시장 전체의 동향 및 구조변화 등 각종 정책수립 및 연구분석을 위한 기초자료 제공

포괄범위

- 『한국표준산업분류』상 제조업 (1개 대분류)

대상품목

- 478개 품목

기초자료

- 2020년 기준 경제총조사(제조업부문) 품목별 내수출하금액(통계청)
- 광업제조업동향조사 품목별 내수·기타출하 금액 및 물량자료(통계청)
- 국가·품목별 수입금액 자료(관세청)
- 수입물가지수, 환율(한국은행)

분류체계

- 재화: 「최종재」(「소비재」와 「자본재」로 구성)와 생산활동에 투입되는 「중간재」로 분류
- ※ 동 분류는 현행 광공업생산지수 재별 분류체계와 동일 (단, 소비재와 자본재를 포괄하는 최종재 분류 추가)

최종재	소비재	개인 또는 가계에서 구입, 사용되는 제품 예) 휴대용전화기, 승용차, 휘발유, 의류, 식료품, 음료, 화장품, 의약품 등
	자본재	각 산업에서 생산관련 활동에 지속적으로 사용되는 기계, 장비로 원칙적으로 1년 이상의 내구성을 가진 제품 예) 반도체제조장비·금형 등 각종 기계류, 선박, 트럭·버스 등 운송장비
중간재		광공업 및 타산업의 원재료, 연료, 부품 등으로 투입되는 제품 예) 반도체, 전자부품, 나프타, 경유, 자동차부품, 1차금속, 레미콘 등

- 업종: 한국표준산업분류의 1개 대분류(제조업)와 25개 중분류(부록1)로 분류

작성계열

- 재별·업종별 지수(국내공급·국산·수입)
- 수입점유비

□ 작성주기 및 공표

- 작성주기: 월
- 결과공표: KOSIS를 통해 월별 공표 (산업활동동향 공표 후 10일 이내)
- 보도자료: 분기별로 제공

□ 작성방법

- (작성방법 개요) 품목별로 국산 및 수입 금액(실질)을 합산하여 전체 공급금액(실질)을 산출한 후, 각각을 합산하여 업종별·재별 공급금액(실질)을 산출하고 이를 지수화
- (세부 작성과정)

① 품목별 실질 공급금액 산출

- 월별로 국산금액과 수입금액을 합산하여 전체 공급금액 산출

$$\begin{aligned} & \bullet \text{ 기준국산금액}(D_1) \times \text{해당월 국산지수}(D_2) = \text{해당월 국산금액}(D_3) \\ & \bullet \text{ 기준수입금액}(I_1) \times \text{해당월 수입지수}(I_2) = \text{해당월 수입금액}(I_3) \end{aligned}$$

$$\text{해당월 공급금액}(S=D_3+I_3)$$

▷ 국산 및 수입 포괄범위

- 국산: 내수출하 + 기타출하(동일기업내 타공장 출하 등)
- 수입: 국가간 위·수탁 가공 수입 제외

▷ 기준금액 (D₁, I₁)

- 기준년도의 국산·수입 금액 12개월 평균값
- 비채택품목까지 확대 산출(비채택품목 금액을 채택품목에 비례배분 가산)

▷ 연장지수 (D₂, I₂)

- 국산: 채택 품목만으로 작성 (비채택 품목 관련 월 단위 정보 부재)
- 수입: 채택 및 비채택 품목 모두 포함 작성

② 업종 및 재별 실질 공급금액 산출

- 해당월의 품목별 실질 금액을 합산하여 상위분류별 실질공급금액 산출

③ 금액자료의 지수화

- 업종 및 재별 실질공급금액을 기준년 평균값을 이용하여 지수화

$$\bullet \text{ 해당월 지수} = \frac{\text{해당월 실질공급금액}}{\text{기준년도의 실질공급금액 12개월 평균값}} \times 100$$

□ 이용 시 유의사항

- 국내면세점을 통하여 국내로 공급되는 물량은 동 통계에 포함되어 있지 않으니, 이용 시 유의하시기 바람
- 다음 지표들과는 포괄범위 및 환가여부 차이 등으로 다소 상이한 움직임을 보일 수 있습니다.
 - 소비재 국내공급과 소매판매액지수: 전자는 공산품만을 대상으로 하는 반면, 후자는 공산품 외에 농수산물 포함
 - 소비재 국내공급과 GDP 민간소비: 전자는 공산품만을 대상으로 하는 반면, 후자는 공산품 외에 농수산물 및 서비스 등 포함
 - 자본재 국내공급과 GDP 설비투자: 전자는 1품목 1용도 기준인 반면, 후자는 1품목 다용도 기준
 - 수입공급과 통관수입: 전자는 제조업 품목만을 대상으로 하는 반면, 후자는 전체 수입 품목을 대상으로 작성